




- **U09a1 The Pre-Proposal**

Resources

-  [The Pre-Proposal Scoring Guide.](#)
-  [APA Style and Formatting.](#)
-  [The Pre-Proposal Annotated Template.](#)

The intent behind this assignment is for you to demonstrate mastery of the course learning goals, especially your understanding of qualitative and quantitative research found in the literature which is used to address issues within the counseling discipline. Since each of you face unique situations in your professional work, and likely hold different academic and professional goals, you may research a topic of your choosing within the discipline of counseling.

For this assignment, you will develop an original research pre-proposal. A research pre-proposal is a concise description of a research project created to gain approval either from funding sources or academic officers before they begin more in-depth work on a research project. If their pre-proposal is acceptable, they write a full research proposal, which typically consists of the first three chapters of a dissertation. Writing an effective research pre-proposal will demonstrate your knowledge of basic research concepts and your ability to apply the existing literature to the field of counseling. Please see The Pre-Proposal Annotated Template for more information.

Choose a specific research site so your research pre-proposal will be as realistic as possible. If the site you have in mind actually exists, use a pseudonym to avoid any ethical breaches. For example, if the research site you have in mind is a counseling clinic, you could refer to it as Clinic XYZ. If your research site is a university, you could call it University XYZ.

Use the annotated template to guide the writing of your paper. In the paper, you will:

- Explain the significance of a research problem.
- Develop a literature review that contains themes and demonstrates synthesis of sources.
- Select an appropriate research design and develop a research purpose statement and research question.
- Design an effective data collection plan.
- Design an effective data analysis plan.
- Demonstrate how to apply ethical and culturally relevant strategies to research design.

Written Requirements

- **Length of paper:** 10–12 pages, excluding title and reference pages.
- **Number of References:** Minimum of eight peer-reviewed empirical journal articles which are no more than seven years old.
- **Font and font size:** Times New Roman, 12 point.

The Pre-Proposal Scoring Guide

Due Date: End of Unit 9.

Percentage of Course Grade: 25%.

CRITERIA	NON-PERFORMANCE	BASIC	PROFICIENT	DISTINGUISHED
Explain the significance of the research problem to the counseling field. 14%	Does not explain the significance of the research problem related to the counseling field.	Limited explanation of the significance of the research problem related to the counseling field.	Explains the significance of the research problem to the counseling field.	Explains the significance of the research problem to the counseling field with appropriate citations and background details.
Develop a literature review that contains themes and demonstrates synthesis of sources. 14%	Does not develop a literature review.	Develops a literature review with low quality sources, themes are lacking or inappropriate, and minimal or no evidence of synthesis.	Develops a relevant literature review with quality sources, themes, and synthesis.	Develops a relevant literature review with quality sources, themes, and synthesis. Literature review offers more than one viewpoint.
Select appropriate research design and develops a research purpose statement and research questions or hypotheses. 14%	Does not select an appropriate research design or develop research purpose statement and research questions or hypotheses.	Research design selection is not appropriate, the research purpose and questions or hypotheses are vague and not aligned with the research problem.	Research design selection is appropriate, the research purpose and questions or hypotheses are aligned with the research problem.	Research design selection is appropriate, the research purpose and questions or hypotheses are clear and effective and aligned with the research problem.
Design a data collection plan that is congruent with the research design and context of the research project. 14%	Does not design a data collection plan that is congruent with the research design and context of the research project.	Designs an ineffective data collection plan with limited congruence with the research design and context.	Designs a data collection plan that is congruent with the research design and context of the research project.	Designs a data collection plan that is congruent with the research design and context of the research project. Discusses measures used to increase validity and reliability with data collection.
Design an effective data analysis plan for proposed research project 15%	Does not design a data analysis plan for a proposed research project.	Designs an ineffective data analysis plan with limited congruence with the research design and context.	Designs a data analysis plan that is congruent with the research design and context of the research project.	Designs a data analysis plan that is congruent with the research design and context of the research project. Considers a possible limitation of the data analysis plan.
Incorporate ethical and culturally relevant strategies to be used in research study proposal. 15%	Does not incorporate ethical and cultural relevant strategies in research study proposal.	Provides a vague or limited description of how the ethical and cultural relevant strategies are to be used in the research study.	Incorporates ethical and culturally relevant strategies to be used in research proposal.	Incorporates ethical and culturally relevant strategies to be used in research proposal supported with appropriate citations, and background details.

CRITERIA	NON-PERFORMANCE	BASIC	PROFICIENT	DISTINGUISHED
Write clearly and logically, with correct use of spelling, grammar, punctuation, and mechanics. 14%	Does not write clearly and logically, and the writing shows little attention to spelling, grammar, punctuation, and mechanics, and does not correctly format citations using APA style.	Uses sentence structure that is mostly clear, with a few minor spelling or grammatical errors, but fails to attribute quotes and citations in a few places, or allows some inconsistencies in APA style.	Writes clearly and logically, with correct use of spelling, grammar, punctuation, and mechanics, and formats citations correctly using APA style.	Writes clearly and logically, with correct use of spelling, grammar, punctuation, and mechanics, with no errors, and formats citations correctly using APA style, and all information is accurate and up-to-date.

Research Pre-Proposal

First and Last Name

Capella University

Research Pre-Proposal

For this assignment you will develop an original research pre-proposal. A research pre-proposal is a concise description of a research project created by researchers in order to gain approval either from funding sources or academic officers before they begin more in-depth work on a research project. If their pre-proposal is acceptable, they write a full research proposal (which corresponds to the first three chapters of a dissertation). Being able to write an effective research pre-proposal is a valuable skill to learn as your academic and professional journey continues.

Your previous assignments and several discussions in this course have been building your competence to complete this assignment. If you have been collecting relevant journal articles along the way, as was encouraged, you will have already completed much of the library research for this paper. In addition to using this template as a guide, consult the scoring rubric for this assignment about what constitutes distinguished performance.

You should have an actual research site in mind so that your research pre-proposal will be as realistic as possible. However, for ethical reasons you should refer to the research site using a pseudonym. For example, if the research site you have in mind is the clinic at which you work, you could refer to it as Clinic XYZ. If your research site is a college, you could call it College ABC and so on.

This assignment should be between 10 and 20 pages in length, double-spaced using 12-point Times New Roman font, not counting the title page and reference section. Start by developing a brief introduction immediately under the heading above. Note: according to page 63 of the APA Manual you should not create a heading entitled Introduction. The first part of

your paper is assumed to be an introduction. You can find more information about how to develop an introduction at the Capella Writing Center.

Research Problem

Develop a concise description of your research problem. You will elaborate on the research problem by developing content under the following two subheadings.

Significance of the Problem

Drawing on the library searches you have done to find information about your topic, offer a concise explanation of why this is a significant problem that deserves to be researched. It is important that you go beyond your own subjective understanding of the importance of this issue by referring to literature that demonstrates it is a widely recognized issue in the field of counseling.

Benefits of the Research Project

Identify the primary group or groups that will benefit from this research project. Will it benefit school age children, college students, teachers, faculty, education administrators, parents or some other group or groups? Concisely explain how the research project will benefit this group or groups.

Literature Review

You will find it helpful to visit the Capella Writing Center and review the extensive guidance about literature reviews that is offered there. Develop a literature review based on a minimum of eight empirical studies relevant to your topic that you located in the Capella Library. Non-empirical articles may also be used, but they must be in addition to the required empirical articles. Do not just summarize one source after another, as if this were an annotated

bibliography. Rather, organize your review by themes that emerge from the literature and develop a subheading to each theme, each with its own heading.

Research Design

Clearly state the research design you have selected for this assignment. Examples are experimental, quasi-experimental, correlational, survey, phenomenological, grounded theory, ethnographic, narrative, or mixed methods?

Research Purpose Statement and Questions

Present your research purpose statement. Present your research question(s). If you are proposing a quantitative study, you may present your research questions in the form of one or more hypotheses.

Data Collection Plan

If you are proposing a quantitative study, use the following subheadings to present your data collection plan, and erase the subheadings for the qualitative study.

Participant Selection

Gaining Permission

Data to be Collected

Data Collection Instruments

Administration of Data Collection

If you are proposing a qualitative study, use the following subheadings to present your data collection plan and erase the subheadings for the quantitative study.

Sampling Approach

Gaining Permission**Data to be Collected****Procedures for Recording Data****Data Analysis and Interpretation Plan**

If you are proposing a quantitative study use the following subheadings to present your data analysis and interpretation plan and erase the subheadings for the qualitative study.

Preparing Data for Analysis**Analyzing the Data****Reporting the Results****Interpreting the Results**

If you are proposing a qualitative study use the following subheadings to present your data analysis and interpretation plan and erase the subheadings for the quantitative study.

Preparing and Organizing Data for Analysis**Exploring and Coding the Data****Building Description and Themes****Reporting Findings****Interpreting Findings****Validating the Accuracy of the Findings****Ethical and Culturally Relevant Considerations**

In this section you will incorporate ethical and culturally relevant strategies into your pre-proposal. You may want to revisit the material in the unit on this topic. Be specific, providing examples to demonstrate that you know how to apply the concepts you have learned.

Conclusion

Develop a concise conclusion for your project. Part of what you could include in your conclusion is your assessment of the primary challenges you might encounter if you conducted this research project at the research site you had in mind as you developed it. Typical challenges include gaining access to the research site, enlisting an adequate number of participants, managing the logistics of the project. Identify these challenges and briefly explain how you will meet each challenge. Remember to only refer to the research site using a pseudonym.

Complete the reference section below using proper APA formatting.

References

Use this area to list the resources you cited in your paper. The reference below provides an example citation for an article. For more information about References, see chapter 7 in the APA 6th Edition Manual. Delete this text before submitting your assignment.

Author, A. A., Author, B. B., & Author, C. C. (year). Title of article. *Title of Periodical*,
volume#(*issue#*), xx–xx.