

We are almost to the end!

3/19:

Draft of your PPT Due: 10-minute presentation of your paper

3/26:

Final Paper Due

4/2:

Final PPT Due

4/3:

Present to your Group!

Welcome!!

PowerPoint and presentation skills!



Let's go BACK in time:

Remember YOUR “why”!






Why were *your* topic
and
your research question
important to YOU?

What **SERVICE** did you want to perform by conducting this research?



How can you **best** tell that “story,”
and the “story” of what you learned?



- 
- A decorative graphic consisting of several overlapping circles. One circle is a thin black outline, while others are thicker grey lines. They are arranged in a way that they appear to be part of a larger, abstract design.
- What “story” will YOU tell?

Put it in the chat bar!

First, let's make sure your PowerPoint has IMPACT

Presentation  Action

(Your presentation needs to tell YOUR “story”
in a way that makes people *want*
to take some form of action as a result.)

Now, let's see HOW you can tell it
BEST!



Watch a video!

<https://www.youtube.com/watch?v=i68a6M5FFBc>

APA

PowerPoint Design



What do these have in common?



H. A. T. S.



H. A. T. S.

-
- **Headings** - for easy navigation



H. A. T. S.

-
- **Headings** - for easy navigation
 - **Typeface** - for ease of reading



H. A. T. S.

- **Headings** - for easy navigation
- **Typeface** - for ease of reading
- **Space** - for effective document design



H. A. T. S.

- **Headings** - for easy navigation
- **Access** - for finding and understanding
- **Typeface** - for ease of reading
- **Space** - for effective document design



Let's take a
look!



Compare the 4 following
slides



They have the SAME exact
words!

1. *Pay attention to:*

Headings to promote easy navigation

Access to promote the finding and

understanding of information

Typography to promote ease of reading and

clear levels of information hierarchy

Space to promote effective document

design

2. Pay attention to headings to promote easy navigation, access to promote the finding and understanding of information, typography to promote ease of reading and clear levels of information hierarchy, and space to promote effective document design.

3. Pay attention to:

Headings to promote easy navigation

Access to promote the finding and understanding of information

Typography to promote ease of reading and clear levels of information hierarchy

Space to promote effective document design

4. Pay attention to:


Headings to promote easy navigation

Access to promote the finding and understanding of information

Typography to promote ease of reading and clear levels of information hierarchy

Space to promote effective document design

Below they are featured
on a single slide



Which is hardest, and
which is easiest to
read, and WHY?

1. *Pay attention to:*

Headings to promote easy navigation

Access to promote the finding and understanding of information

Typography to promote ease of reading and clear levels of information

hierarchy

Space to promote effective document design

3. Pay attention to:

Headings to promote easy navigation

Access to promote the finding and understanding of information

Typography to promote ease of reading and clear levels of information hierarchy

Space to promote effective document design

2. Pay attention to headings to promote easy navigation, access to promote the finding and understanding of information, typography to promote ease of reading and clear levels of information hierarchy, and space to promote effective document design.

4. Pay attention to:


Headings to promote easy navigation

Access to promote the finding and understanding of information

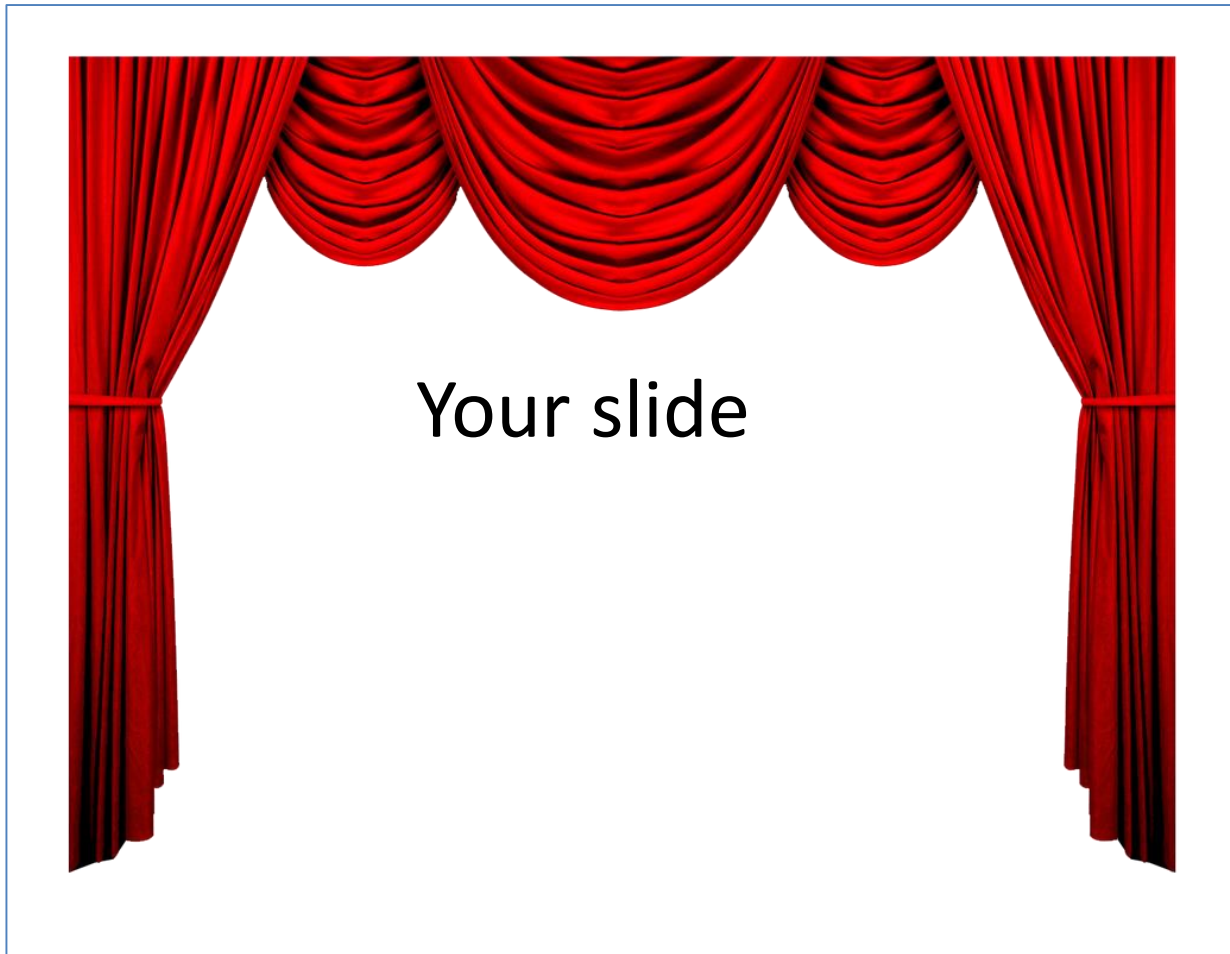
Typography to promote ease of reading and clear levels of information hierarchy

Space to promote effective document design

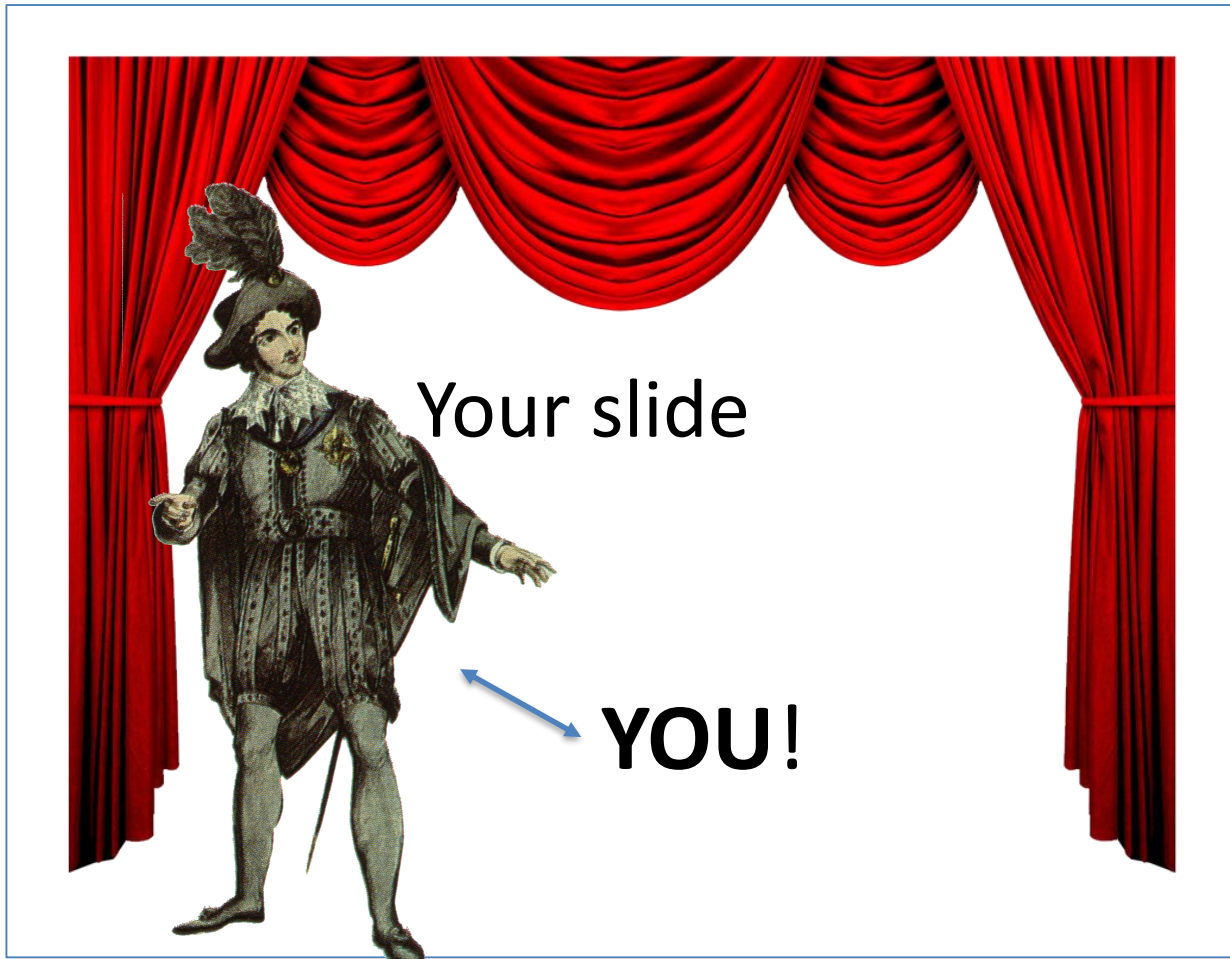
Slides are a **backdrop** to your words



Slides are a **backdrop** to your words



Slides are a **backdrop** to your words



Your slide

YOU!



Slides almost NEVER
need to stand alone



Slides almost NEVER
need to stand alone

yawn



They need YOU to tell
the *story*

GAME!

Compare slides

- Look at the following 3 pairs of slides


GAME!

Compare slides

- Look at the following 3 pairs of slides
- For each pair, *identify* **the ways in which** the *second* one is a “slam dunk” (or better)?




Our 20th President



He served as president for only 6 months, from March 4, 1881, until his assassination later that year

James A. Garfield

20th U.S. President



James A. Garfield

6-month term

3/1881

to

9/1881

(assassinated)

H.A.T.S.



H

Headings

A

Access

T

Typeface

S

Space

H.A.T.S.

Headings

Access

Typeface

Space

The Apes of Africa

- The following presentation is about the apes of Africa.
- It looks at the differences in ape behavior depending on their gender.
- It explores the cause of the reduction in ape population.

Apes of Africa

- differences in behavior by gender
- cause of reduction in population

What did you notice about the 2nd
slide in each pair?

Be “LEAN and MEAN!!!”

Be “LEAN and MEAN!!!”

- LESS is MORE!

Be “LEAN and MEAN!!!”

- LESS is **MORE!**
- Each word costs you...

Be “LEAN and MEAN!!!”

- LESS is MORE!
- Each word costs you



Font sizes

Which do you think is the smallest everyone can reasonably see

A 44 point

B 40 point

C 36 point

D 32 point

E 28 point

F 24 point

G 20 point

Font sizes

A 44 point

B 40 point

C 36 point

D 32 point

E 28 point

F 24 point


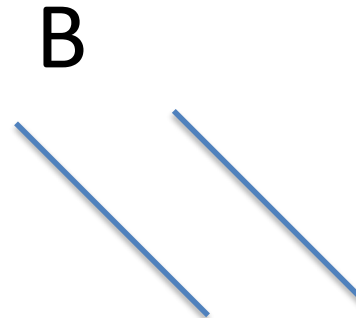

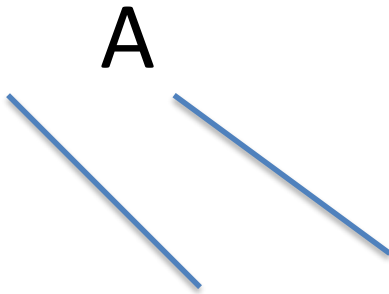
G 20 point

Your answer
may have
been
different!

Please do not
go below this
anyway!

Parallel Construction

Which of these sets of lines is parallel?



Which is NOT parallel?

Puppies are

1. Cute
2. Frisky
3. I love them

Puppies are

1. Cute
2. Frisky
3. ~~I love them~~

Can you fix it?

Puppies are

1. Cute
2. Frisky
3. Lovable

Patient factors in medical care

1. Type of insurance
2. Is the doctor qualified
3. Pre-existing conditions

Which is not parallel?

Patient factors in medical care

1. Type of insurance
2. ~~Is the doctor qualified~~
3. Pre-existing conditions

Can you fix it?

Patient factors in medical care

1. Type of insurance
2. Doctor qualifications
3. Pre-existing conditions

Time to check

Time to check

1. Few words per slide, any art or graphics are relevant, and professional. (slides are a backdrop to what you say, not substituting for what you say)

Time to check

1. Few words per slide, any art or graphics are relevant, and professional. (slides are a backdrop to what you say, not substituting for what you say)
2. Type size is a minimum of 32 points even in graphics
Font *type* is the same throughout the presentation

Time to check

1. Few words per slide, any art or graphics are relevant, and professional. (slides are a backdrop to what you say, not substituting for what you say)
2. Type size is a minimum of 32 points even in graphics
Font *type* is the same throughout the presentation
3. Bulleted lists are prepared in parallel construction
(see your Manual)

Time to check

1. Few words per slide, any art or graphics are relevant, and professional. (slides are a backdrop to what you say, not substituting for what you say)
2. Type size is a minimum of 32 points even in graphics
Font *type* is the same throughout the presentation
3. Bulleted lists are prepared in parallel construction
(see your Manual)
4. All slides lead to main point the presenter wants to make

Now, for the fun part!



Now, for the fun part!

Oral Presentations

Now, for the fun part!

Oral Presentations

WAIT!!! *FUN?????*

I'm **TERRIFIED** of presenting!!!

Let's see if we CAN make it fun!!

**When you hear
oral presentations:**

What do you
REALLY
not like?

Make a list!



Oral Presentations

What do you
REALLY

not like?

- Reading from the slide
- No eye contact
- Too quiet
- No expression – all one tone
- Too many “um”s
- Other??

Oral Presentations

What do you
REALLY
not like?

Advice:

If you don't like it.....

Oral Presentations

What do you
REALLY
not like?

If you don't like it.....

Don't do it!!!!



**To include or not to include, that
is the question!**

To
Blackboard!

- Now:
Grab all your worksheets that helped you write your paper AND the outline!

Start planning!

Start the timer for yourself!

Aim for **5**-MINUTE presentations!!!

