

Accessing the libraries' databases

Logging on from home, step 1

1

2

UF George A. Smathers Libraries

OneSearch

Articles, books and more

Search

Using the Libraries | Finding Help | My Accounts | Librarians & Collections | About the Libraries

OneSearch | Library Catalog | Unique@UF | Databases & Journals

Logging on from home, step 2

FOR ACCESS, CHOOSE FROM TWO OPTIONS:

OPTION #1: UF PROXY SERVER

- GREAT for FAST searches
- NOT ideal for lengthy research sessions (see Option #2)

[Follow this link to login with the UF proxy server.](#)

Forget your Username and/or Password?

Need to reset your password?

Call: 352-392-HELP



OPTION #2: VIRTUAL PRIVATE NETWORK (VPN) [Free Software keeps you logged in]

- This is the BEST option for lengthy research sessions
- Free Software
- Free Tech Support Available [352-392-HELP](#)

Download and Installation Instructions for the Following Devices:

COMPUTERS / LAPTOPS

- [Windows](#)
- [MacOSX \(Intel only\)](#)

MOBILE DEVICES

- [Apple Devices](#)
- [Android Devices](#)

You have **SUCCESSFULLY LOGGED IN** to the Library EZproxy.

Select a UF Libraries' Web Site to begin:

Logging on from home, step 3

[UF Smathers Libraries](#)

Choose One

[Health Science Center Library](#)

Choose One

[Legal Information Center](#)

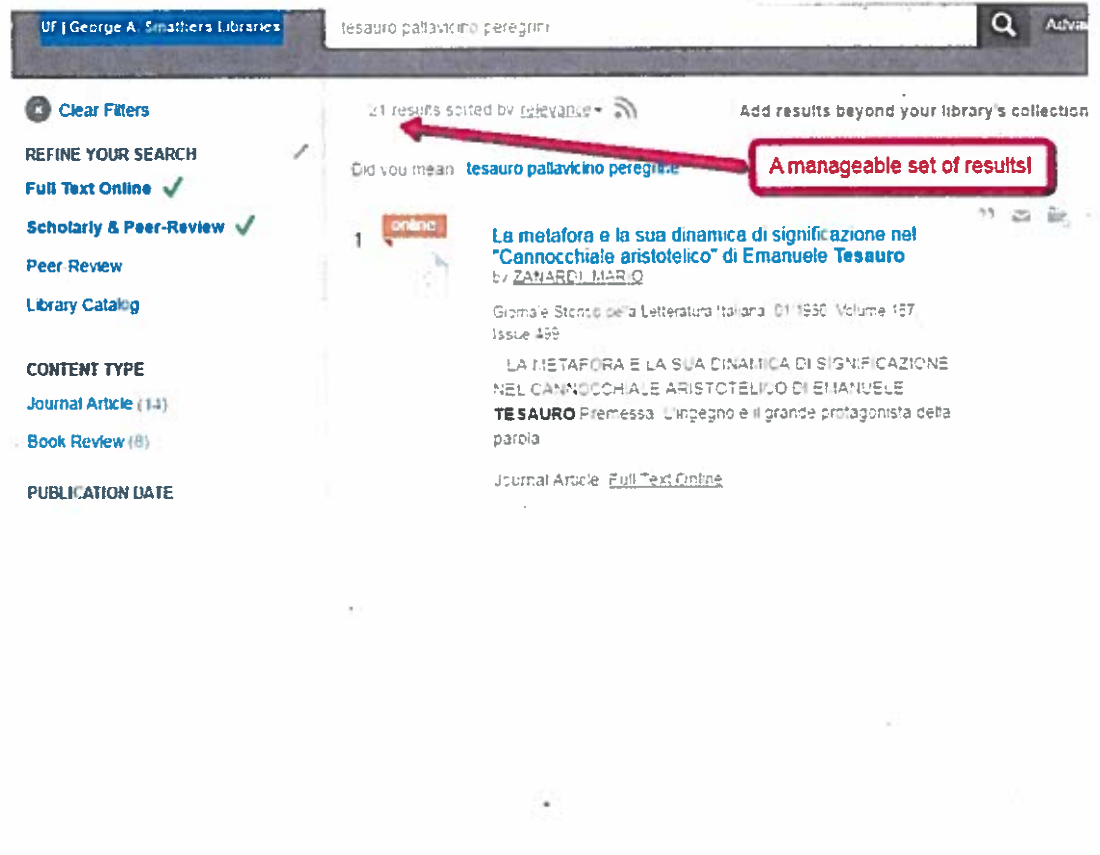
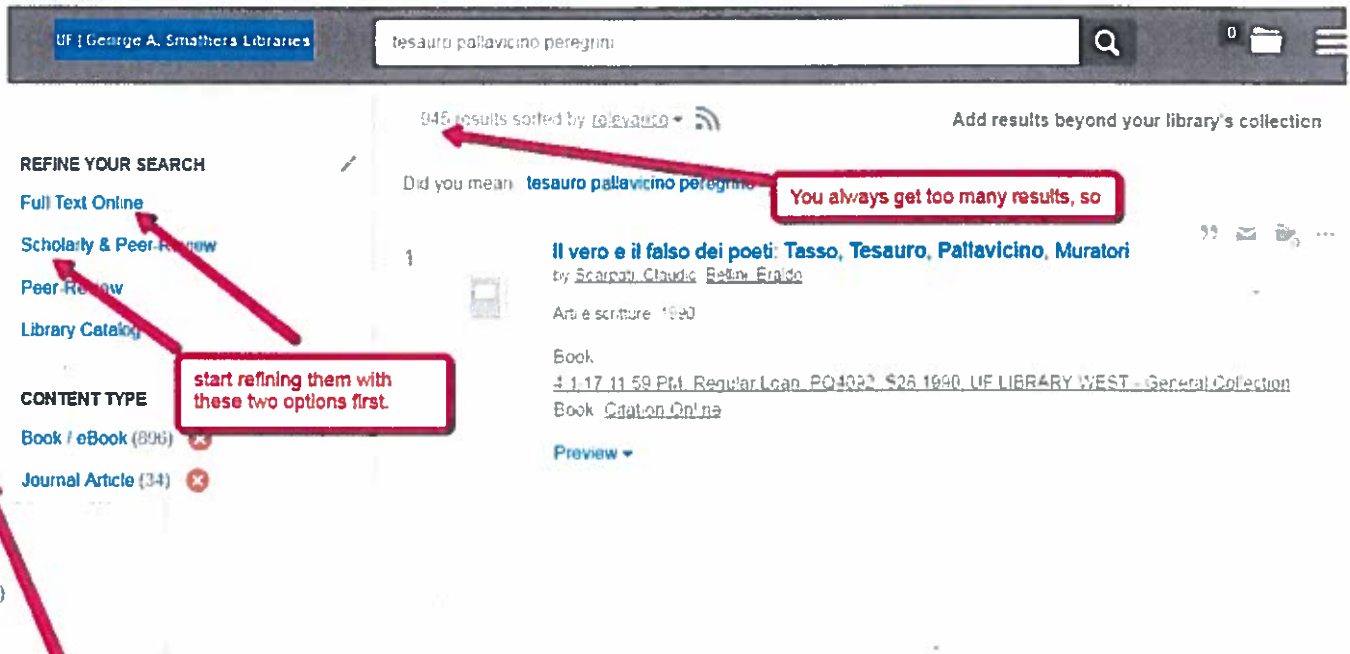
Choose One

To remain connected:

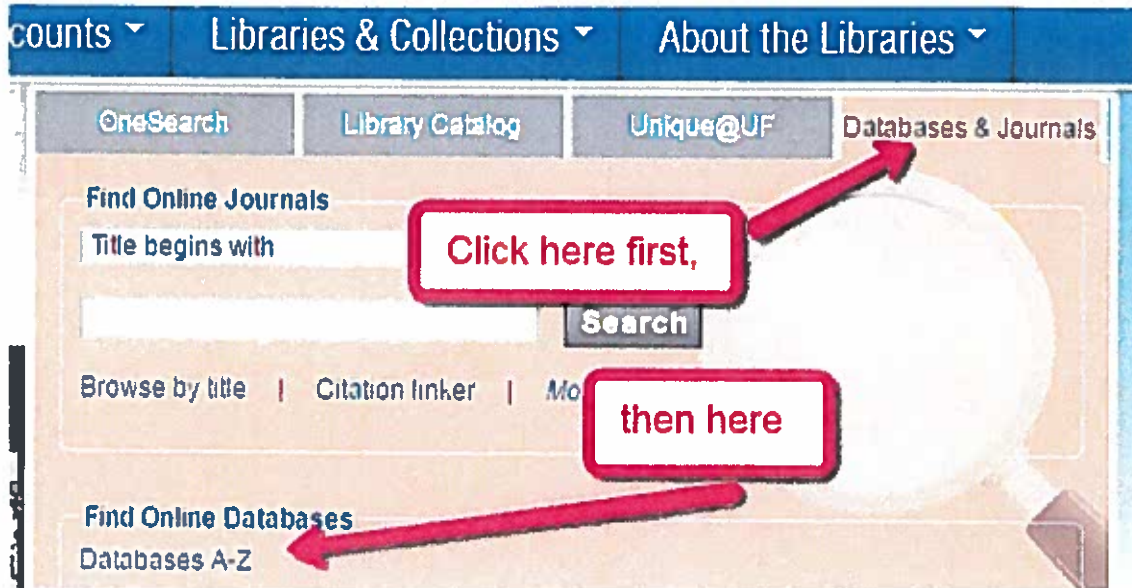
- Click only links that appear on the web pages you visit while logged in.
- Only use your browser back button and other browser functions to re-display pages visited since you logged in.
- Look for the proxy URL embedded in the address of any page visited while logged in

Address <http://www.dialogsite.com/p/hsc1.ufl.edu/aksteext.dl>

OneSearch without tears



How to search a typical database: the MLA Bibliography



A-Z Databases

Find the best library databases for your research.

