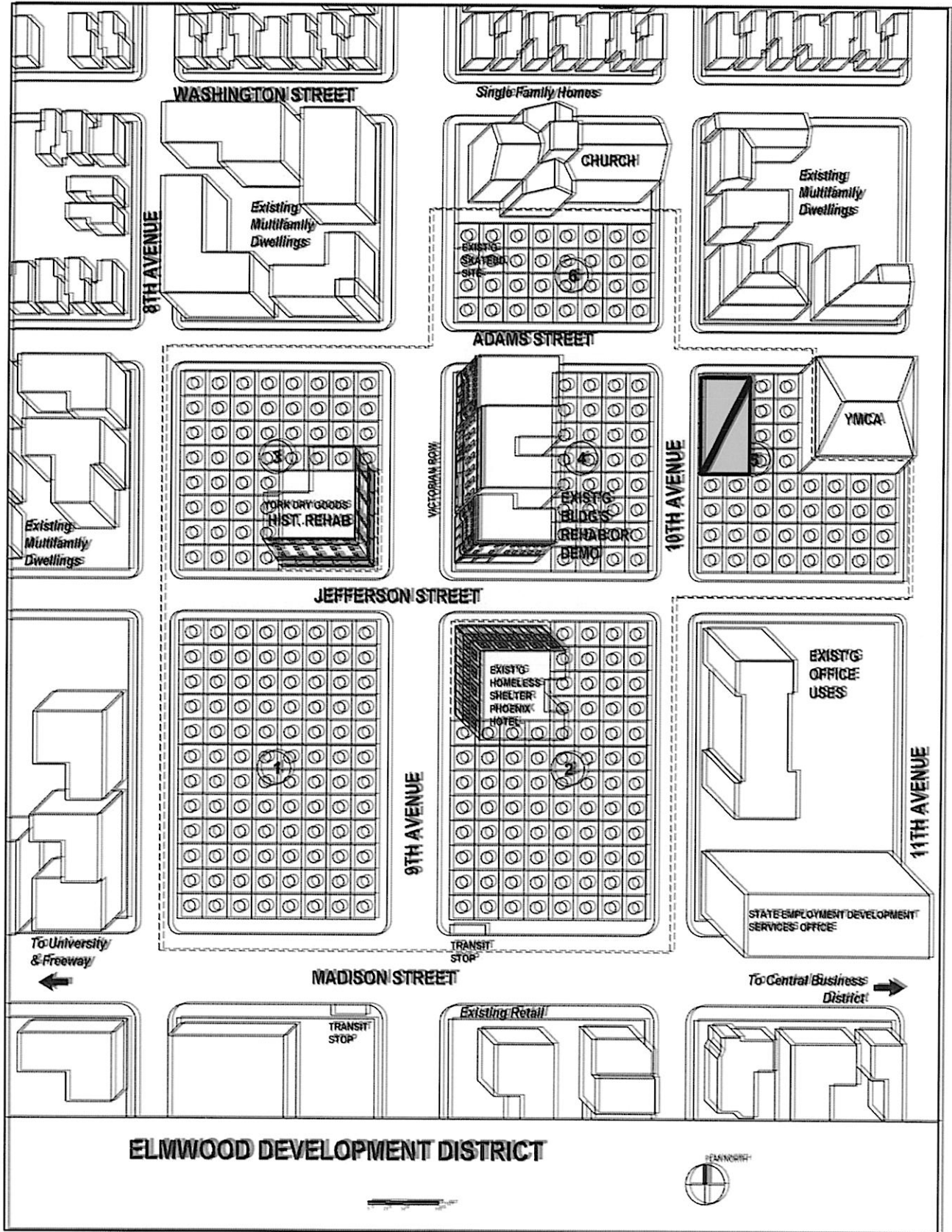


# Step By Step Instructions To Not Get Stuck

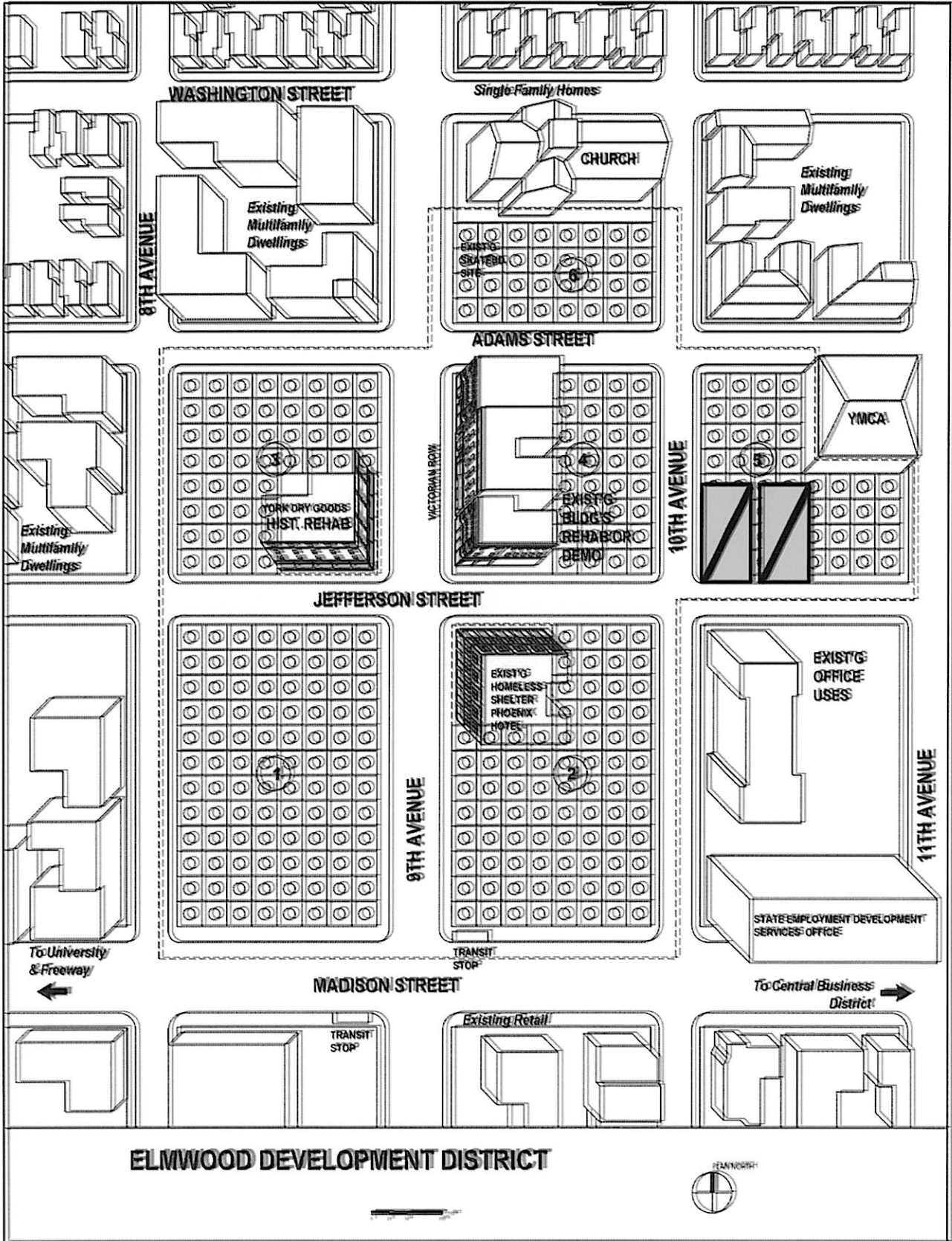
1. Share Directly to Each Team member's Gmail Accounts  
(Not Link)
2. Sign In With Gmail (Not Nova Email); Get a New Gmail if you want/need
3. Ensure Member's Name is Visible as Collaborator

TEAM:

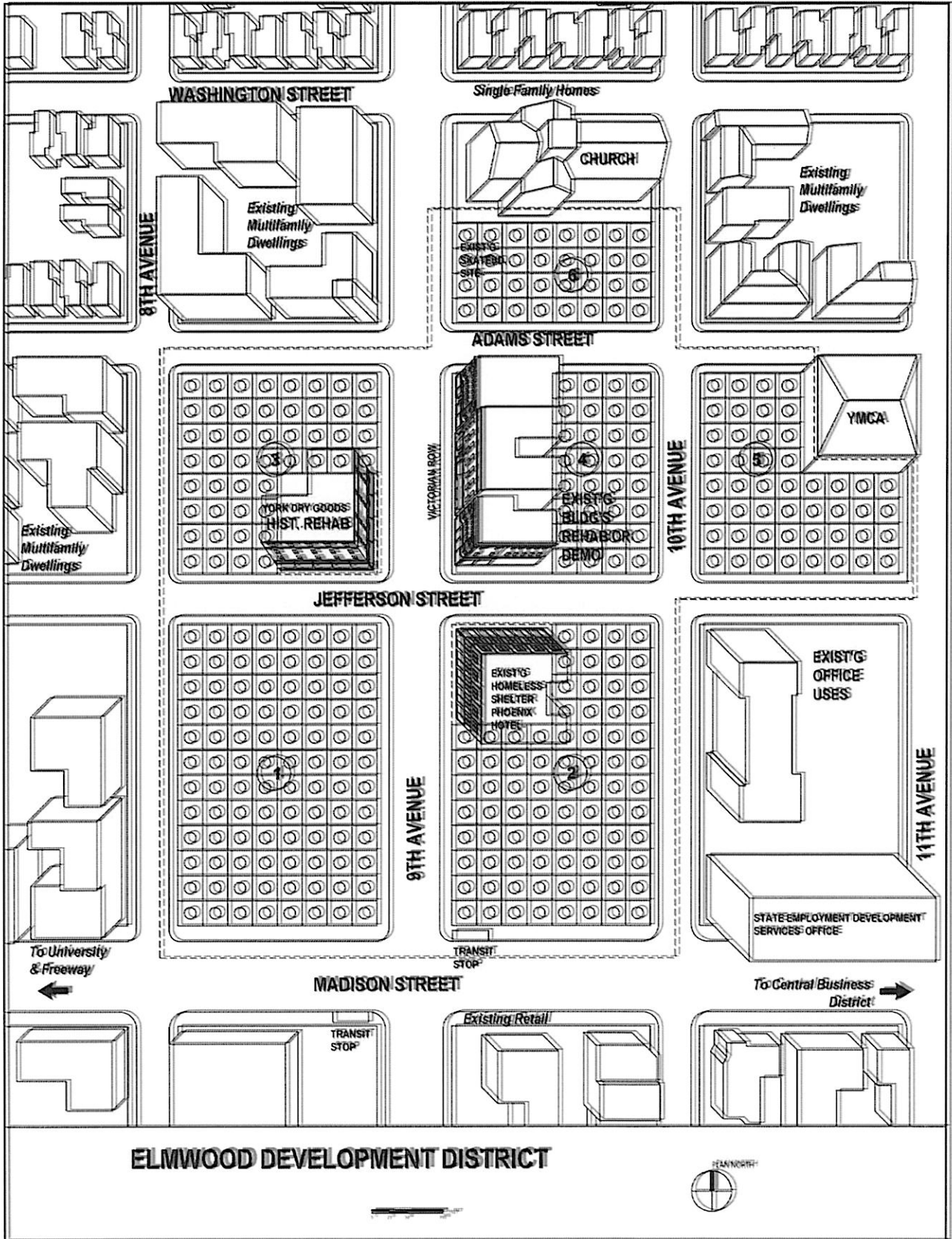
# SITE PLAN



# SITE PLAN



# SITE PLAN



# Land Use Color Guide

Reference UrbanPlan Handbook: Building Tools Page 41

Office Buildings



Residential Buildings



Historic Buildings



Retail Buildings



Parking



Parks & Open Space





# New Office Symbology

UrbanPlan Handbook: Building Tools Page 42



## Low-Rise Office #1A (P.30)

Blue sq w/ blk L--4x6





## Low-Rise Office #1B (P.31)

Rect. blue half blk half--4x6






## Low-Rise Office #2 (P.32)

Half blue half black-4 stories--4x8



## Mid-Rise Office (P.33)

8 stories dark blue sq, L black--4x6



Arrangement Examples

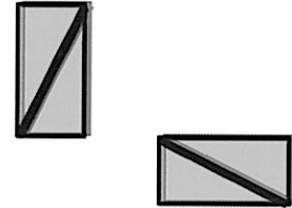
# New Residential Symbology

UrbanPlan Handbook: Building Tools Page 43

## Townhouse (P.38)

Yellow w/ black stripe--2x4 grid

Blk Stripe = Parking Structure Below



Arrangement: Examples

## Podium Apartments (P.39)

Dark yellow w/ blk stripe--2x4 grid

Blk Stripe = Parking Structure Below



Arrangement: Examples

## Luxury Condominium (P.40)

Half dark yellow half black square, blk stripe in yellow--4x4 grid

Blk Stripe = Parking Structure Below



Arrangement: Examples


# Existing Building Rehab Symbology

UrbanPlan Handbook: Building Tools Page 44


**York Dry Goods (P.27)**



**Homeless Shelter (P.28 & 37)**



**Victorian Row (P.29)**



# New Retail Symbology


UrbanPlan Handbook: Building Tools Page 45

## Neighborhood Retail (P.34)

10k SF footprint--10k sf surface parking so both 4x2 grids makes 4x4 total half red half black

--2nd red icon: 5k sf 2x2 sq


--2nd parking blk: 2x2



## Kelly's Supermarket (P.35)

8x4 + 4x2 + 2x2 & Separate Surface Parking


Dots On Roof = Parking



## QMart (P.36)

220 parking roof + parking structure +180 spots

8x8+4x4=L shape 12x8 (4x4 black)  
Darker red w/ black dots Dots On Roof = Parking



# Open Space Amenities Symbology

UrbanPlan Handbook: Building Tools Page 46

5,000 SF Park



10,000 SF Basketball Court



10,000 SF Park



10,000 SF Tennis Court



20,000 SF Park



10,000 SF Skateboard Park



# SITE PLAN

