ebookbe.com

PRACTICAL TIME SERIES FORECASTING A HANDS-ON GUIDE [2ND EDITION] (GALIT SHMUELI)



Scan Qr Code To Access Full Version

Full Version On:

ebookbe.com

Get instant access to the complete digital publication, supplementary materials, and full unabridged content. Scan the QR code above or visit our website.

Recommended Course Materials & Supplementary Reference Resources

Please note: Below are recommended reference materials that accompany this subject. Scan the QR code next to any title to view syllabus details.



No Bullshit Guide to Math and Physics (Ivan Savov)



St. Augustine Saint Augustine (Shane Mountjoy, Tim McNeese)



Sketch Plan Build World Class Architects Show How Its Done (Alejandro Bahamon)



Sustainable Revolution Permaculture in Ecovillages, Urban Farms, and Communities



Retailing Logistics and Fresh Food Packaging - Managing Change in the Supply Chain (Kerstin



Modernist Estates - Europe The Buildings and the People Who Live in Them Today (Stefi Orazi)



Signal Analysis Wavelets, Filter Banks, Time-Frequency Transforms and Applications



Reading A-Z - Our Five Senses (level H) (Written by Alyse Sweeney)



Mr. Single Shots Gunsmithing Idea Book (De Haas, Frank)

PRACTICAL TIME SERIES FORECASTING



A HANDS-ON GUIDE
~2ND EDITION~

GALIT SHMUELI

PRACTICAL TIME SERIES FORECASTING



A HANDS-ON GUIDE
~2ND EDITION~

GALIT SHMUELI

orecasting:
Hands-On Guide

niversity of Maryland, USA and
dian School of Business, India

rt of this work may be used or reproduced, transmitted, stored
ed in any form or by any means graphic, electronic, or mechanic
cluding but not limited to photocopying, recording, scannin
gitizing, taping, Web distribution, information networks
formation storage and retrieval systems, or in any mann
hatsoever without prior written permission.

r further information see www.galitshmueli.com
cond Edition, December 2011

eface
urse Plan
ftware and Data
ew to the Second Edition
knowledgments
Approaching Forecasting
1 Forecasting: Where?
2 Basic Notation
3 The Forecasting Process
4 Goal Definition
escriptive vs. Predictive Goals
recast Horizon and Forecast Updating
recast Use
vel of Automation
5 Problems
Data
1 Data Collection
ata Quality
mporal Frequency
ries Granularity
omain Expertise
2 Time Series Components
3 Visualizing Time Series
4 Interactive Visualization
5 Data Pre-Processing
issing Values
nequally Spaced Series
treme Values
oice of Time Span
6 Problems
Performance Evaluation
1 Data Partitioning
mporal Partitioning
ining Partitions for Forecasting
oosing the Validation Period
2 Naive Forecasts
3 Measuring Predictive Accuracy
mmon Prediction Accuracy Measures
ro counts

Forecasting Methods: Overview
1 Model-Based vs. Data-Driven Methods
2 Extrapolation Methods, Econometric Models, and Extern formation
3 Manual vs. Automated Forecasting
4 Combining Methods
5 Problems
Regression-Based Models
1 Model with Trend
near Trend
ponential Trend
lynomial Trend
2 Model with Seasonality
3 Model with Trend and Seasonality
4 Creating Forecasts from the Chosen Model
5 Autocorrelation and ARIMA Models
mputing Autocorrelation
proving Forecasts by Integrating Autocorrelation Information
aluating Predictability
6 Irregular Patterns
utliers
ecial Events
7 Problems
Smoothing Methods
1 Introduction
2 Moving Average
ntered Moving Average for Visualization
ailing Moving Average for Forecasting
oosing Window Width (w)
3 Differencing
moving Trend (De-trending)
moving Seasonality (Seasonal Adjustment, Deseasonalizing)
moving Trend and Seasonality
4 Simple Exponential Smoothing
oosing Smoothing Constant α
lation Between Moving Average and Simple Exponential Smoothin
5 Advanced Exponential Smoothing
ries with an Additive Trend
ries with a Multiplicative Trend

7 Problems
Other Forecasting Methods
1 Including External Information
nsideration #1: Lagged or Forecasted Predictors
nsideration #2: Training Period and Model Updating
ample: Forecasting Crop Yield
ample: Forecasting Box-office Revenue
2 Forecasting Binary Outcomes
aive Forecasts and Performance Evaluation
3 Logistic Regression
gged Predictors (y_{t-k})
enerating Binary Forecasts
ample: Rainfall in Melbourne, Australia
4 Neural Networks
e Neural Network Model
e-Processing
ser Input
ample: Forecasting Amtrak Ridership
5 Problems
Communication and Maintenance
1 Presenting Forecasts
2 Monitoring Forecasts
3 Written Reports
4 Keeping Records of Forecasts
5 Addressing Managerial "Forecast Adjustment"
Cases
1 Forecasting Public Transportation Demand
ckground
oblem Description
ailable Data
signment Goal
signment
ps and Suggested Steps
2 Forecasting Tourism (2010 Competition, Part I)
ckground
oblem Description
ailable Data
signment Goals
signment

signment Goals
signment
ps and Resources
ata Resources and Competitions
blicly Available Time Series Data
recasting Competitions