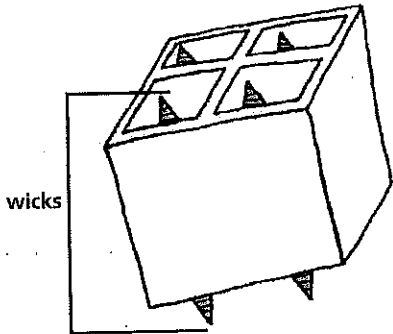


BIO 181 Planting Instructions For Plant Variation Lab

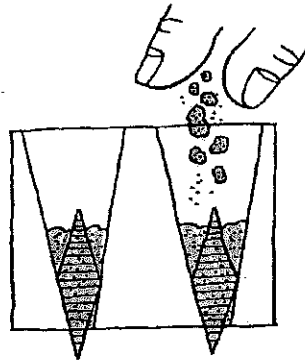
1.

Drop one wick into each cell so that the tip extends about 2 cm out of the hole in the bottom.



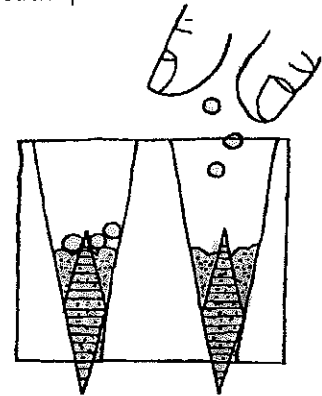
2.

Moisten the potting mix *slightly*. Fill each quad cell halfway with the mix.



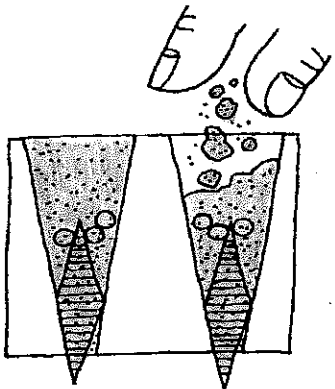
3.

Add 2-3 fertilizer pellets to each quad cell.



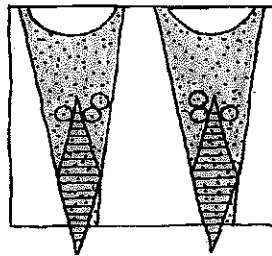
4.

Fill each cell to the top with moistened potting mix.



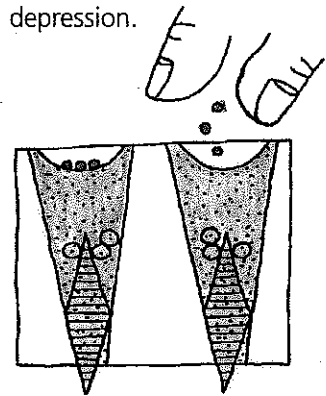
5.

Make a shallow depression on top of each cell. Do not press hard enough to compact the potting mix.



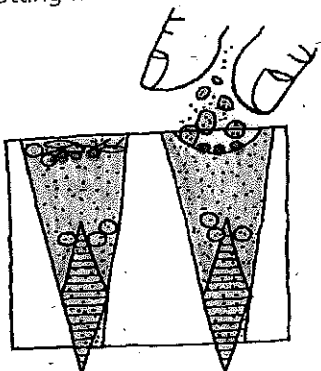
6.

Drop 2-3 seeds in each depression.



7.

Sprinkle enough potting mix in each cell to cover the seeds.



8.

Water very gently with a pipet until water drips from each wick. Be careful not to wash seeds out of the cells.

