

- [Information Technology](#)
- [Human Resources](#)
- [Facilities](#)
- [Corporate Officers](#)
 - [Chief Compliance Officer](#)
 - [Chief Financial Officer](#)
 - [Chief Nursing Officer](#)
 - [Chief Operations Officer](#)
 - [Dir. of Environmental Services](#)


Chief Compliance Officer

- [Communications](#)
- [Compliance Issues](#)
- [Director of QA / Risk Management](#)
- [RFP - Data Warehouse Project](#)

Director of QA / Risk Management

Date	Patient	Employee	Link to Report
03/19/2010	Maguet, Yahaira	Hudspeth, Joan	2010031921:35
04/10/2010	Eskra, Janessa	Flora, Delma	2010041007:15
04/12/2010	Maves, Dorsey	Mares, Darnell	2010041203:54
04/20/2010	Garcia, Pablo Garcia, Maria	Hudspeth, Joan	2010042022:35
04/30/2010	Preuss, Blaine Jenquin, Joshua	Castillo, Darwin	2010043000:45
05/10/2010	Pecoraino, Ronny	Hudspeth, Joan	2010051023:53
05/12/2010	Johnson, Yasmin	Ashley, Teresa	2010051211:36

[Virtual Organizations Portal](#). | © 2006, 2008, 2010, 2011, 2013 Apollo Group, Inc. All rights reserved.



- Information Technology
- Human Resources
- Facilities
- Corporate Officers
 - Chief Compliance Officer
 - Chief Financial Officer
 - Chief Nursing Officer
 - Chief Operations Officer
 - Dir. of Environmental Services

Chief Financial Officer

- Financial Statements
- Budgets
- Annual Report
- Special Projects
- Information Systems Overview

Financial Statements

- Balance Sheet
- Statement of Revenue and Expense
- Statement of Retained Earnings and Stockholders' Equity
- Statement of Cash Flows
- Downloads

Patton - Fuller Community Hospital
Balance Sheet
2009 - 2008
(In Thousands)
(Unaudited)

	2009	2008
Assets		
Current Assets		
Cash and Cash Equivalents	\$22,995	\$41,851
Assets of Limited Use	27,594	41,851
Patient Accounts Receivable (net of Allowance for Bad Debts 2009: \$10,757 2008: \$6,777)	59,787	37,666
Other Receivables (3rd party payer settlements)	---	87
Inventories	18,396	8,370
Prepaid Expenses	95	201
Total Current Assets	\$128,867	\$130,026
Other Assets		

Patton - Fuller Community Hospital
Balance Sheet
2009 - 2008
(In Thousands)
(Unaudited)

Funded Depreciation	\$137,970	\$167,404
Held under Bond Indenture	73,584	75,332
Property, Plant and Equipment, net	248,346	175,774
Total Assets	\$588,767	\$548,535

Liabilities and Equity

Current Liabilities

Current portion of long-term debt	\$14,599	\$4,185
Accounts payable, accrued expenses	9,198	4,185
Bond interest payable	10	10
Total Current Liabilities	\$23,807	\$8,380

Other Liabilities

Long-term debt	\$452,945	\$209,255
less: current portion of long-term debt	14,599	4,185
Net long-term debt	\$438,346	\$205,069
Total Liabilities	\$462,153	\$213,450

Equity

Common Stock, \$ 0.01 par value		
10,000,000 shares authorized	\$50	\$50
5,000,000 shares outstanding		
Additional paid-in capital	0	0
Retained Earnings (or "Net Worth" or "Unrestricted Fund Balance")	126,564	335,035
Total Liabilities and Equity	\$588,767	\$548,535

Note: Maximum Annual Debt Service

Bond interest payable	\$10	\$10
Current portion of long term debt	14,599	4,185
Maximum Annual Debt Service	\$14,609	\$4,195

Virtual Organizations Portal. | © 2006, 2008, 2010, 2011, 2013 Apollo Group, Inc. All rights reserved.

- Information Technology
- Human Resources
- Facilities
- Corporate Officers
 - Chief Compliance Officer
 - Chief Financial Officer
 - Chief Nursing Officer
 - Chief Operations Officer
 - Dir. of Environmental Services

Chief Financial Officer

- Financial Statements
- Budgets
- Annual Report
- Special Projects
- Information Systems Overview

Financial Statements

- Balance Sheet
- Statement of Revenue and Expense
- Statement of Retained Earnings and Stockholders' Equity
- Statement of Cash Flows
- Downloads

Patton - Fuller Community Hospital
Statement of Revenue and Expense
2009 - 2008
(In Thousands)
(Unaudited)

	2009	2008
Revenues		
Net Patient Revenue	\$459,900	\$418,509
Other Revenue	3,082	2,805
Total Revenues	\$462,982	\$421,314
Expenses		
Salaries and benefits	\$220,752	\$214,129
Supplies	74,584	71,346
Physician and professional fees	110,376	107,065
Utilities	1,200	1,164
Other	1,840	1,785
	36,036	24,955

Patton - Fuller Community Hospital
Statement of Revenue and Expense
2009 - 2008
(In Thousands)
(Unaudited)

Depreciation & Amortization (non-cash expenses)		
Interest	3,708	3,597
Provision for doubtful accounts	13,797	13,383
Total Expenses	\$462,293	\$437,424
Operating Income	689	(16,110)
Non-operating income (loss)		
Investment income	(62)	264
Net Income	\$627	(\$15,846)

Virtual Organizations Portal. | © 2006, 2008, 2010, 2011, 2013 Apollo Group, Inc. All rights reserved.

- [Information Technology](#)
- [Human Resources](#)
- [Facilities](#)
- [Corporate Officers](#)
 - [Chief Compliance Officer](#)
 - [Chief Financial Officer](#)
 - [Chief Nursing Officer](#)
 - [Chief Operations Officer](#)
 - [Dir. of Environmental Services](#)

Chief Financial Officer

- [Financial Statements](#)
- [Budgets](#)
- [Annual Report](#)
- [Special Projects](#)
- [Information Systems Overview](#)

Financial Statements

- [Balance Sheet](#)
- [Statement of Revenue and Expense](#)
- [Statement of Retained Earnings and Stockholders' Equity](#)
- [Statement of Cash Flows](#)
- [Downloads](#)

**Patton - Fuller Community Hospital
Statement of Retained Earnings and
Stockholders' Equity
For the Year Ending December 31, 2009
(In Thousands)
(Audited)**

	2009	2008
Beginning Retained Earnings and Stockholders' Equity	\$335,035	\$454,612
Other Revenue	(373)	(15,846)
Dividends Paid	(209,098)	(103,731)
Ending Retained Earnings and Stockholders' Equity	\$125,564	\$335,035

[Virtual Organizations Portal.](#) | © 2006, 2008, 2010, 2011, 2013 Apollo Group, Inc. All rights reserved.



- Information Technology
- Human Resources
- Facilities
- Corporate Officers
 - Chief Compliance Officer
 - Chief Financial Officer
 - Chief Nursing Officer
 - Chief Operations Officer
 - Dir. of Environmental Services

Chief Financial Officer

- Financial Statements
- Budgets
- Annual Report
- Special Projects
- Information Systems Overview

Financial Statements

- Balance Sheet
- Statement of Revenue and Expense
- Statement of Retained Earnings and Stockholders' Equity
- Statement of Cash Flows
- Downloads

Patton - Fuller Community Hospital
Statement of Cash Flows
2009 - 2008
(As of December 31)
(In Thousands)
(Audited)

	2009	2008
Cash Flows From Operating Activities		
Net Income (Loss)	(\$373)	(\$15,846)
Adjustments		
Depreciation expense (non-cash)	36,036	28,118
Decrease in Assets of Limited Use	14,257	5
Increase in Patient Accounts Receivable	(21,121)	(801)
Decrease in Other Receivables	87	-
Increase in Inventory	(10,026)	(51)
Decrease in Prepaid Expenses	106	3
Increase in Accounts payable, accrued expenses	5,013	11
Net Cash Flow from Operations	\$23,979	\$11,439

Patton - Fuller Community Hospital
Statement of Cash Flows
2009 - 2008
(As of December 31)
(In Thousands)
(Audited)

Cash Flows from Investing Activities		
Decrease (Increase) in Funded Depreciation	\$29,434	\$4,431
Held under Bond Indenture	\$1,748	-
Investment in Property, Plant and Equipment	(72,572)	(2)
Net Cash Flows from Investing Activities	(\$41,390)	\$4,429
Cash Flows from Financing Activities		
Proceeds of Long Term Debt (net of issuance costs)	\$197,239	\$0
Change in Current portion of long-term debt	\$10,414	\$8
Dividends Paid	(209,098)	(103,681)
Net Cash Flows from Financing Activities	(\$1,445)	(\$103,673)
Net Increase (Decrease) in Cash and Cash Equivalents	(\$18,856)	(\$87,805)
Beginning Cash and Cash Equivalents	\$41,851	\$129,656
Ending Cash and Cash Equivalents	\$22,995	\$41,851

Virtual Organizations Portal. | © 2006, 2008, 2010, 2011, 2013 Apollo Group, Inc. All rights reserved.

- [Information Technology](#)
- [Human Resources](#)
- [Facilities](#)
- [Corporate Officers](#)
 - [Chief Compliance Officer](#)
 - [Chief Financial Officer](#)
 - [Chief Nursing Officer](#)
 - [Chief Operations Officer](#)
 - [Dir. of Environmental Services](#)

Chief Financial Officer

- Financial Statements
- [Budgets](#)
- [Annual Report](#)
- [Special Projects](#)
- [Information Systems Overview](#)

Financial Statements

- [Balance Sheet](#)
- [Statement of Revenue and Expense](#)
- [Statement of Retained Earnings and Stockholders' Equity](#)
- [Statement of Cash Flows](#)
- Downloads

Title

Format

2009 - 2008 Balance Sheet (Audited)

[PDF](#) [Microsoft Excel](#)

2009 - 2008 Balance Sheet (Unaudited)

[PDF](#) [Microsoft Excel](#)

2009 - 2008 Statement of Cash Flows

[PDF](#) [Microsoft Excel](#)

2009 - 2008 Statement of Retained Earnings and Stockholders' Equity

[PDF](#) [Microsoft Excel](#)

2009 - 2008 Statement of Revenue and Expense (Audited)

[PDF](#) [Microsoft Excel](#)

2009 - 2008 Statement of Revenue and Expense (Unaudited)

[PDF](#) [Microsoft Excel](#)

2009 Interim Statement of Income (Unaudited)

[PDF](#) [Microsoft Excel](#)

[Virtual Organizations Portal](#). | © 2006, 2008, 2010, 2011, 2013 Apollo Group, Inc. All rights reserved.

- Information Technology
- Human Resources
- Facilities
- Corporate Officers
 - Chief Compliance Officer
 - Chief Financial Officer
 - Chief Nursing Officer
 - Chief Operations Officer
 - Dir. of Environmental Services

Chief Financial Officer

- Financial Statements
- Budgets
- Annual Report
- Special Projects
- Information Systems Overview

Budgets

- 2008 Operating Budget
- 2009 Operating Budget Projections
- 2009 Operating Budget Variance Report
- 2010 Budget Memo
- Downloads

**Patton - Fuller Community Hospital
Operating Budget
2008
(In Thousands)**

Revenues	
Net Patient Revenue	\$418,509
Other Revenue	2,805
Total Revenues	\$421,314
Expenses	
Salaries and benefits	\$214,129
Supplies	71,346
Physician and professional fees	107,065
Utilities	1,164
Other	1,784
Depreciation & Amortization (non-cash expenses)	24,955
Interest	3,597

Patton - Fuller Community Hospital
Operating Budget
2008
(In Thousands)

Provision for doubtful accounts	13,383
Total Expenses	\$437,424
Operating Income	(\$16,110)
Non-operating Income (Loss)	
Investment Income	264
Net Income	(\$15,846)

Virtual Organizations Portal. | © 2006, 2008, 2010, 2011, 2013 Apollo Group, Inc. All rights reserved.

- Information Technology
- Human Resources
- Facilities
- Corporate Officers
 - Chief Compliance Officer
 - Chief Financial Officer
 - Chief Nursing Officer
 - Chief Operations Officer
 - Dir. of Environmental Services

Chief Financial Officer

- Financial Statements
- Budgets
- Annual Report
- Special Projects
- Information Systems Overview

Budgets

- 2008 Operating Budget
- 2009 Operating Budget Projections
- 2009 Operating Budget Variance Report
- 2010 Budget Memo
- Downloads

**Patton - Fuller Community Hospital
Operating Budget
2009
(In Thousands)
(Projection)**

	2008	Budget % Change from 2008	2009 (Projection) ¹
Revenues			
Net Patient Revenue	\$418,509	7%	\$447,805 ²
Other Revenue	2,805	15%	3,225 ³
Total Revenues	\$421,314	7%	\$451,030
Expenses			
Salaries and benefits	\$214,129	3%	\$220,553 ⁴
Supplies	71,346	3%	73,487 ⁵
Physician and professional fees	107,065	3%	110,277 ⁶

Patton - Fuller Community Hospital
Operating Budget
2009
(In Thousands)
(Projection)

Utilities	1,164	5%	1,222 ⁷
Other	1,784	3%	1,838
Depreciation & Amortization (non-cash expenses)	24,955	20%	29,946 ⁸
Interest	3,597	3%	3,705 ⁹
Provision for doubtful accounts	13,383	10%	14,721 ¹⁰
Total Expenses	\$437,424	4%	\$455,749¹¹
Operating Income	(\$16,110)		(\$4,719) ¹²
Non-operating Income (Loss)			
Investment Income	264	15%	304 ¹³
Net Income	(\$15,846)		(\$4,416)¹⁴

Assumptions

¹ Based on these 2008 assumptions: a 3% overall "inflation rate" in 2009, with the cost of oil disproportionately affecting some expense items.

² Patient revenue will increase with little or no increase in patient volume, due to new managed care contracts.

³ Marketing's plan to increase donations by 15%.

⁴ Salaries will hold to a 3% overall increase in cost, no increase in labor hours due to no increase in patient volume.

⁵ Supplies cost will increase more due to the rising cost of oil and its effect on the cost of plastics and transpiration.

⁶ Contracts for fees have a built-in 3% increase.

⁷ Utilities cost will increase more due to the rising cost of oil.

⁸ Some high-cost equipment (air conditioning, telephone system, all patient beds and headwalls) will have to be replaced this year, and "depreciation" will rise sharply.

⁹ The repayment plan for any monies borrowed in 2009 will not come due until 2010.

¹⁰ The renegotiation of Managed Care plans could make collections less certain.

**Patton - Fuller Community Hospital
Operating Budget
2009
(In Thousands)
(Projection)**


¹¹ Total expenses will rise 4%.

¹² Operating Income will improve, with the hospital's loss reduced by 2/3.

¹³ The Market has been going up for years, the "bull market" should continue in 2009.

¹⁴ The hospital's loss will be further reduced by good returns on investment income.

Virtual Organizations Portal. | © 2006, 2008, 2010, 2011, 2013 Apollo Group, Inc. All rights reserved.



- Information Technology
- Human Resources
- Facilities
- Corporate Officers
 - Chief Compliance Officer
 - Chief Financial Officer
 - Chief Nursing Officer
 - Chief Operations Officer
 - Dir. of Environmental Services

Chief Financial Officer

- Financial Statements
- Budgets
- Annual Report
- Special Projects
- Information Systems Overview

Budgets

- 2008 Operating Budget
- 2009 Operating Budget Projections
- 2009 Operating Budget Variance Report
- 2010 Budget Memo
- Downloads

**Patton - Fuller Community Hospital
Operating Budget Variance Report
2009
(In Thousands)**

	2009 (Projected)	2009 (9 months actual data projected to 12 months)	Variance
Revenues			
Net Patient Revenue	\$447,805	\$459,900	3%
Other Revenue	3,225	3,082	-4%
Total Revenues	\$451,030	\$462,982	3%
Expenses			
Salaries and benefits	\$220,553	\$220,752	0%
Supplies	73,487	74,584	1%
Physician and professional fees	110,277	110,376	0%
Utilities	1,222	1,200	-2%
Other	1,838	1,840	0%
	29,946	36,036	20%

Patton - Fuller Community Hospital
Operating Budget Variance Report
2009
(In Thousands)

Depreciation & Amortization (non-cash expenses)			
Interest	3,705	3,708	0%
Provision for doubtful accounts	14,721	13,797	-6%
Total Expenses	\$455,749	\$462,293	1%
Operating Income	(\$4,719)	\$689	P
Non-operating Income (Loss)			
Investment Income	304	(\$62)	-120%
Net Income	(\$4,416)	\$627	P

Virtual Organizations Portal. | © 2006, 2008, 2010, 2011, 2013 Apollo Group, Inc. All rights reserved.

PATTON – FULLER COMMUNITY HOSPITAL

From: Zachary Hardie, CFO
To: Davis Geach, President/CEO
Fredric Adair, Chief Compliance Officer
Jess Ducat, Chief Operating Officer
Caterina Hossack, Chief Nursing Officer
Brent Houze, Chief Medical Officer
Nadene Saetteurn, Chief Human Resource Officer
Re: 2010 Operating Budget Assumptions

Based upon a review of the 2007, 2008 and 2009 Operating Budget variances, the long and short-term plans of the various hospital departments and an in-depth analysis of general economic conditions, we have arrived at the following assumptions that will be used in the preparation of the 2010 Operating Budget projections.

In general, we anticipate a 3% overall “deflation rate” for prices in 2009 – due to the weak economy – will continue into 2010.

Revenues

Net Patient Revenue	Patient revenue will continue to increase - but at a decreased rate (3%) - with little or no increase in patient volume, due to new managed care contracts.
Other Revenue	Other revenue is projected to increase by 15% based on Marketing's plan to increase donations by 15%.

Expenses

Salaries and benefits	Salaries will hold to a 1% overall increase in cost due to price "deflation" nation-wide, with no increase in labor hours (due to no increase in patient volume). This assumption could be affected by a board decision to either raise nursing wages by \$1 per hour or to increase the nursing hour ratio.
-----------------------	--

Supplies	Supplies cost will decrease 3% due to the price deflation and our current over-stock purchased last year.
Physician and Professional Fees	Contracts for fees have a built-in 3% increase.
Utilities	Utilities cost will increase 5% due to the rising cost of oil partially offset by the efficiency of the hospital's new heating and cooling systems.
Other	No net change in the cost or volume of these items.
Depreciation & Amortization ("non-cash" expenses)	Some high-cost equipment (air conditioning, telephone system, all patient beds and headwalls) were replaced in 2009, and "depreciation" rose sharply. Depreciation will remain at this level in 2010 so no projected increase.
Interest	The repayment plan for any monies borrowed in 2009 will come due in 2010, with a sharp increase (30%) in interest cost.
Provision for Doubtful Accounts	The renegotiation of Managed Care plans has delayed collection and made collections less certain. We will assume a 10% increase in doubtful accounts.

Operating Income


Non-operating Income (Loss)	We do not expect to have any non-operating income or loss.
Investment Income (Loss)	The Market is down, expected to hold steady, so a "zero" return is expected, with neither losses nor gains.

We believe that the hospital will continue its dramatic "turnaround", taking advantage of the stagnation in patient volume, price "deflation", the efficiency of new equipment and the improved arrangements with the managed care companies

3
2010 Operating Budget Assumptions

If you have any further thoughts or comments regarding these assumptions, please communicate them to me no later than Friday.

37



PATTON – FULLER COMMUNITY HOSPITAL

From: Zachary Hardie, CFO
To: Davis Geach, President/CEO
Fredric Adair, Chief Compliance Officer
Jess Ducat, Chief Operating Officer
Caterina Hossack, Chief Nursing Officer
Brent Houze, Chief Medical Officer
Nadene Saetteurn, Chief Human Resource Officer
Re: 2010 Operating Budget Assumptions

Based upon a review of the 2007, 2008 and 2009 Operating Budget variances, the long and short-term plans of the various hospital departments and an in-depth analysis of general economic conditions, we have arrived at the following assumptions that will be used in the preparation of the 2010 Operating Budget projections.

In general, we anticipate a 3% overall “deflation rate” for prices in 2009 – due to the weak economy – will continue into 2010.

Revenues

Net Patient Revenue	Patient revenue will continue to increase - but at a decreased rate (3%) - with little or no increase in patient volume, due to new managed care contracts.
Other Revenue	Other revenue is projected to increase by 15% based on Marketing's plan to increase donations by 15%.

Expenses

Salaries and benefits	Salaries will hold to a 1% overall increase in cost due to price "deflation" nation-wide, with no increase in labor hours (due to no increase in patient volume). This assumption could be affected by a board decision to either raise nursing wages by \$1 per hour or to increase the nursing hour ratio.
-----------------------	--

Supplies	Supplies cost will decrease 3% due to the price deflation and our current over-stock purchased last year.
Physician and Professional Fees	Contracts for fees have a built-in 3% increase.
Utilities	Utilities cost will increase 5% due to the rising cost of oil partially offset by the efficiency of the hospital's new heating and cooling systems.
Other	No net change in the cost or volume of these items.
Depreciation & Amortization ("non-cash" expenses)	Some high-cost equipment (air conditioning, telephone system, all patient beds and headwalls) were replaced in 2009, and "depreciation" rose sharply. Depreciation will remain at this level in 2010 so no projected increase.
Interest	The repayment plan for any monies borrowed in 2009 will come due in 2010, with a sharp increase (30%) in interest cost.
Provision for Doubtful Accounts	The renegotiation of Managed Care plans has delayed collection and made collections less certain. We will assume a 10% increase in doubtful accounts.

Operating Income


Non-operating Income (Loss)	We do not expect to have any non-operating income or loss.
Investment Income (Loss)	The Market is down, expected to hold steady, so a "zero" return is expected, with neither losses nor gains.

We believe that the hospital will continue its dramatic "turnaround", taking advantage of the stagnation in patient volume, price "deflation", the efficiency of new equipment and the improved arrangements with the managed care companies

3
2010 Operating Budget Assumptions

If you have any further thoughts or comments regarding these assumptions, please communicate them to me no later than Friday.

37



- [Information Technology](#)
- [Human Resources](#)
- [Facilities](#)
- [Corporate Officers](#)
 - [Chief Compliance Officer](#)
 - [Chief Financial Officer](#)
 - [Chief Nursing Officer](#)
 - [Chief Operations Officer](#)
 - [Dir. of Environmental Services](#)

Chief Financial Officer

- [Financial Statements](#)
- [Budgets](#)
- [Annual Report](#)
- [Special Projects](#)
- [Information Systems Overview](#)

Budgets


- [2008 Operating Budget](#)
- [2009 Operating Budget Projections](#)
- [2009 Operating Budget Variance Report](#)
- [2010 Budget Memo](#)
- [Downloads](#)

Title

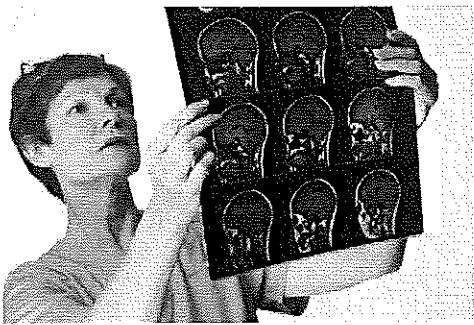

Format

2008 Operating Budget	PDF Microsoft Excel
2009 Operating Budget Projections	PDF Microsoft Excel
2009 Operating Budget Variance Report	PDF Microsoft Excel

[Virtual Organizations Portal](#). | © 2006, 2008, 2010, 2011, 2013 Apollo Group, Inc. All rights reserved.



PATTON – FULLER COMMUNITY HOSPITAL



Annual Report
2009

Contents

Company History	1
CFO Report.....	1
Message from the CEO.....	2

Exhibits

- Report of Independent Auditors
- Balance Sheet as of December 31, 2009 and 2008 (Audited)
- Statement of Revenue and Expense 2009 and 2008 (Audited)
- Notes to Financial Statements

Company History

Since its inception in 1975, Patton – Fuller Community Hospital has been dedicated to providing cutting-edge medical care to the people of Kelsey and the surrounding communities. PFCH is a for-profit hospital and is owned by physicians active at the facility. Quality patient care is the key to a hospital's success and as shareholders in PFCH, our physicians are motivated to provide the best patient care possible.


Our commitment to quality patient care has allowed us to grow to where we are today. As a 600-bed, full-service hospital, Patton – Fuller Community Hospital is the premier healthcare facility in the Northwest Valley.

Owned by the physicians active at the hospital, the organization is governed by a 14 member board of directors, comprised of 12 physician-owners, with the Chief Executive Officer (CEO) and the Chief Financial Officer (CFO) as non-voting members. The physician members serve 3-year terms and choose four new members every December during the annual shareholder meeting. The shareholder meeting is also when profits are distributed to the physician owners.

CFO Report

Patton - Fuller Community Hospital derives 80% of its revenue from inpatient activity, (including surgery charges, medical-surgical nursing, and Intensive Care Unit (ICU) charges).

The remaining 20% of its revenue is derived from the Emergency Department and other outpatient services.



The facility experiences the typical “seasonal” fluctuations in census, with the winter months producing the heavier workload and the summer months being less busy. Staffing is adjusted for census and workload, and other expenses also fluctuate. Utilities and other costs - contracted maintenance, some professional fees, and computer and other usage fees - do not fluctuate.

In 2009, PFCH experienced some significant events which are reflected in the financial statements.

In 2008, the PFCH community mourned the passing of Abigail Baderman, a long-time benefactor of the hospital. In December 2009, pursuant to the probate of her will, the hospital received a bequest from her estate, recognized as an unrestricted donation. (\$1,000,000 is shown on the Interim Statement of Income in December.).

Declines in the stock market and real estate markets resulted in a sharp drop in the return on investment income. This caused PFCH to reassess the value of its investments and, on their auditors' advice, to write down those assets. This was reflected

in the Interim Statement of Income in November and is a “one-time” loss.

An annual inventory in December revealed that supply expenses were underestimated by \$1,000,000. That cost was added to December’s statement.

Following the favorable settlement of some managed care contract disputes, net patient revenue increased by 9% over the previous year, with an average 6% increase in expenses. However, the new arrangement allowed slower payment by the managed care companies, and Patient Accounts Receivable have risen sharply.

The Board responded favorably to heavy discounts offered by equipment vendors and invested in new equipment, using cash and releasing restricted assets, and borrowing as necessary.

In response to the overall economic recession, the Board held an emergency meeting in November and paid out annual profits early. The bonuses for the CEO and CFO were also paid, based on the hospital’s improved financial performance.

Because of the rise in Accounts Receivable, the Board created a business management committee to examine and report on efficiencies in the business office, including the error in inventory expense and the increase in inventory overall.

Long-term debt was obtained with an adjustable interest rate, on the CFO’s advice.

We start 2010 in an environment of uncertainty fueled by an uneven economy, continued high unemployment and the contentious debate on healthcare reform. However, we are confident that Patton – Fuller Community Hospital will weather the

storm. As in the past, our commitment to quality healthcare will allow us to prosper in the days ahead.

Zachary Hardie, Chief Financial Officer

Zachary Hardie

Message from the CEO

Patton - Fuller Community Hospital has had a successful year. The previous year’s loss has been turned into a gain, a change of over \$16 million. Net patient revenues have grown by over 9%, yet most expenses have been kept to an increase of just 3%. While the nation-wide economic downturn has affected the hospital, there were opportunities in that downturn. Major equipment vendors offered deep discounts and the board of directors released restricted cash reserves to purchase much-needed new equipment. Borrowing was also authorized on a limited basis for equipment. Extra supplies were also purchased at a deep discount, reducing expenses in the future. The physician owners have received the benefits of aggressive management of their hospital.

An analysis of the unaudited financial statements shows that all financial ratios have improved, and the hospital is poised to continue its profitable trend.

Davis Geach, Chief Executive Officer

Davis Geach

Report of Independent Auditors

To the Board of Directors of Patton - Fuller Community Hospital:

We have audited the accompanying balance sheet of Patton - Fuller Community Hospital (a stock corporation) as of December 31, 2009 and 2008, and the related statements of income, changes in net assets, and cash flow.

These financial statements are the responsibility of the hospital's management. Our responsibility is to express an opinion on these financial statements based on our audits.

We conducted our audits in accordance with auditing standards generally accepted in the United States. Those standards require that we plan and perform the audit to obtain reasonable assurance about whether the financial statements are free of material misstatement. We were not engaged to perform an audit of the hospital's internal control over financial reporting. Our audits included consideration of internal control over financial reporting as a basis for designing audit procedures that are appropriate in the circumstances but not for expressing an opinion on the effectiveness of the hospital's internal control over financial reporting. Accordingly, we express no such opinion. An audit also includes examining, on a test basis, evidence supporting the amounts and disclosures in the financial statements, assessing the accounting principles used and significant estimates made by management, and evaluating the overall financial statement presentation. We believe our audits provide a reasonable basis for our opinion.

In our opinion, the aforementioned financial statements present fairly, in all material respects, the financial position of Patton - Fuller Community Hospital at December 31, 2009 and 2008, and of their operations and their cash flows in conformity with accounting principles generally accepted in the United States.

Albert, Brooks, Borze & Stoops, LLC
Certified Public Accountants

Kay Albert

Kay Albert, CPA

Patton - Fuller Community Hospital
Balance Sheet as of December 31, 2009 and 2008
(In thousands)
(Audited)

	2009	2008
Assets		
Current Assets		
Cash and Cash Equivalents	\$22,995	\$41,851
Assets of limited use	27,594	41,851
Patient Accounts Receivable ¹ (net of allowance for bad debts 2009: \$11,757 / 2008: \$7,533)	58,787	37,666
Other receivables (3rd-party payer settlements)	-	87
Inventories	18,396	8,370
Prepaid Expenses	95	201
Total Current Assets	\$127,867	\$130,026
Other Assets		
Funded Depreciation	\$137,970	\$167,404
Held under bond indenture	73,584	75,332
Property, Plant and Equipment, net	248,346	175,774
Total Assets	587,767	548,535
 Liabilities and Equity		
Current Liabilities		
Current portion of long-term debt	\$14,599	\$4,185
Accounts payable, accrued expenses	9,198	4,185
Bond interest payable	10	10
Total Current Liabilities	\$23,807	\$ 8,380
Other Liabilities		
Long-term debt	\$452,945	\$209,255
Less: current portion of long-term debt	14,599	4,185
Net long-term debt	\$438,346	\$205,069
Total Liabilities	\$462,153	\$213,450

Equity		
Common stock, \$ 0.01 par value 10,000,000 shares authorized 5,000,000 shares outstanding	\$50	\$50
Additional Paid-in Capital	0	0
Retained Earnings	125,564	335,035
Total Liabilities and Equity	\$587,767	\$548,535

¹ Includes adjustment due to audit

Note: Maximum Annual Debt Service		
Bond interest payable	\$10	\$10
Current portion of long-term debt	14,599	4,185
Maximum annual debt service	\$14,609	\$4,195

Patton - Fuller Community Hospital
Statement of Revenue and Expense
2009 and 2008
(In thousands)
(Audited)

	2009	2008
Revenues		
Net Patient Revenue	\$459,900	\$418,509
Other Revenue	3,082	2,805
Total Revenues	\$462,982	\$421,314
 Expenses		
Salaries and benefits	\$220,752	\$214,129
Supplies	74,584	71,346
Physician and professional fees	110,376	107,065
Utilities	1,200	1,164
Other	1,840	1,784
Depreciation & Amorization ("non-cash" expenses)	36,036	24,955
Interest	3,708	3,597
Provision for doubtful accounts ¹	14,797	13,383
Total Expenses	\$463,293	\$437,424
 Operating Income	 (\$311)	 (\$16,110)
Non-operating income (loss)		
Investment income	(62)	264
Net Income	(\$373)	(\$15,846)

¹ Includes adjustment due to audit

Patton - Fuller Community Hospital, Inc.
Notes to Financial Statements
December 31, 2009 and 2008

1. Description of Business

Patton – Fuller Community Hospital is a stock corporation that owns the hospital and its related functions.

2. Significant Accounting Policies

Fair Values

Fair values carry the value of financial instruments, classified as current assets and current liabilities approximate fair value. The fair values of investments were adjusted during the year due to the extraordinary drop in market vales, with a resulting loss of investment income.

Cash and Cash Equivalents

Cash and cash equivalents consist primarily of cash and highly liquid marketable securities with an original maturity of 3 months or less when purchased by the hospital.

Investments

Hospital has substantially designated its investment portfolio as trading. Investment income, including gains and losses on investments, is included on the income statement.

Assets Limited as to Use

Assets limited as to use include assets that have been designated by the board of directors for payments under lease and loan agreements and for property and equipment replacement and expansion.

Net Patient Accounts Receivable

Net patient accounts receivable and net patient services revenues have been adjusted to the estimated amounts expected to be received. These are subject to further adjustments upon review by third-party payers. Management estimated bad debt expense and the allowance for doubtful accounts based on the historical collection experience, but new agreements with managed care payers required a substantial adjustment (\$1,000,000) to the expense and allowance accounts during this audit.

Costs of Borrowing

Debt issuance costs are deferred and amortized over the terms of the bonds using the straight-line method, which approximates the effective interest method. Interest incurred on borrowed funds during the period of construction of capital assets is capitalized as a component of the cost of acquiring those assets.

Contributions

Unrestricted contributions received are recorded as other income.

Performance Indicator

The performance indicator is the excess of revenues over expenses, which includes all changes in unrestricted net assets through February 1, 2010.

Net Patient Revenue

Hospital has new agreements with third-party payers that provide for payments at amounts different from its established rates. Net patient revenue is reported at estimated net realizable amounts for rendered services. Contractual adjustments result from these agreements, with various organizations providing services for amounts that differ from billed charges, including services under Medicare, Medicaid, and certain managed care programs. These are recorded as deductions in net patient revenue. Hospital recognizes that revenue from managed care organizations is significant to the operations, and management believes that there are significant credit risks associated with these payers. Accordingly, an adjustment has been made to the provision for doubtful accounts and patient accounts receivable.

Adjustable Rate Debt

Hospital has new debt, which features an adjustable interest rate. The uncertainty of future interest rates is a contingency liability and will result in an adjustment to interest expense in the coming year.