

To: PCC Webmaster
From: Stephen Zwirner, Ammar Rauf, Nahid Rashidi
CC: Linda Stewart
Date: July 24, 2019
Subject: Suggested Improvements for “MyPCC” webpage

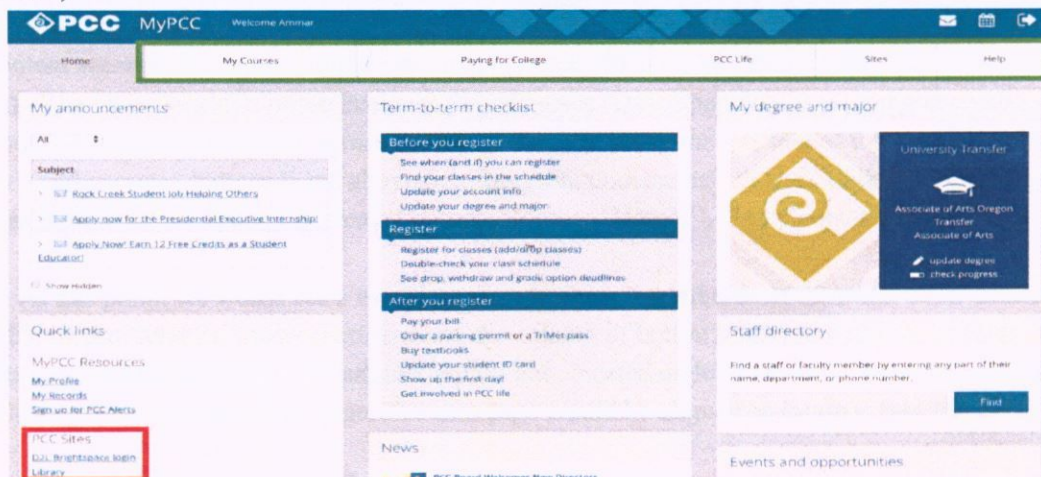
The "MyPCC" web page is a resourceful and often go-to website for students. The website has all the information regarding courses, paying for college, announcements, etc. However, finding some of the links can be difficult. As users, one of the links we found difficult to find was the D2L (desire to learn) Brightspace login. As shown in Figure 1A and 1B below, highlighted in red, are two possible ways to login to D2L. With all the other links given, it is very easy for the D2L links to appear invisible to the human eye. The link is on the lower left part of the screen with the same font as the rest of the links under “Quick Links”.

Also on Figure 1B, there’s an illustration of a house under the “Home Page” that is supposed to login to the D2L website. When has D2L ever referenced to “Home Page”? There seems to be some sort of a lack of clarity. One simple and very effective way to solve this issue is to have a tab specifically for D2L. Highlighted in olive green are the tabs most resourceful for the students. “My Courses” and “Paying for college” takes a hefty amount of space. It wouldn't hurt to squeeze both tabs and add “D2L” in between “Paying for College” and “ PCC Life”.

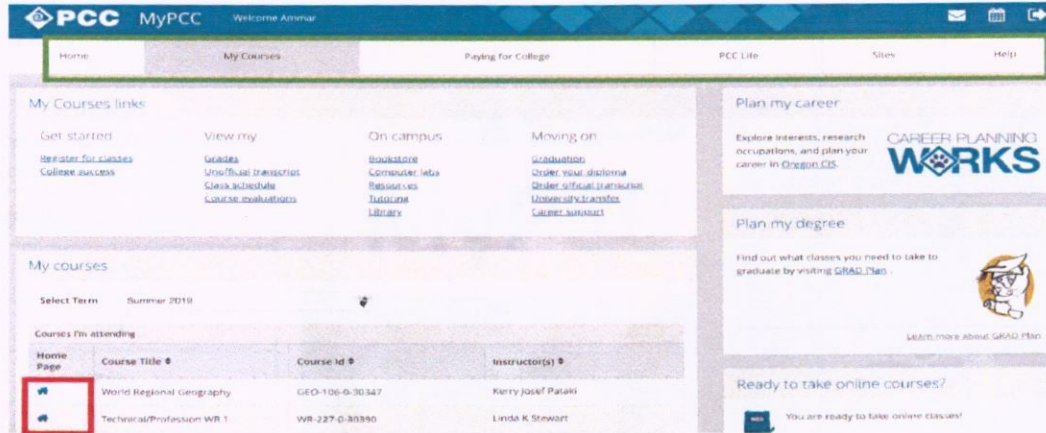
Extra info:

D2L is important for students as it contains all the information about classes the individual is taking during the term. It is even more crucial for students who are taking classes online as D2L is the main source of information

(Figure 1A:)



(Figure 1B:)

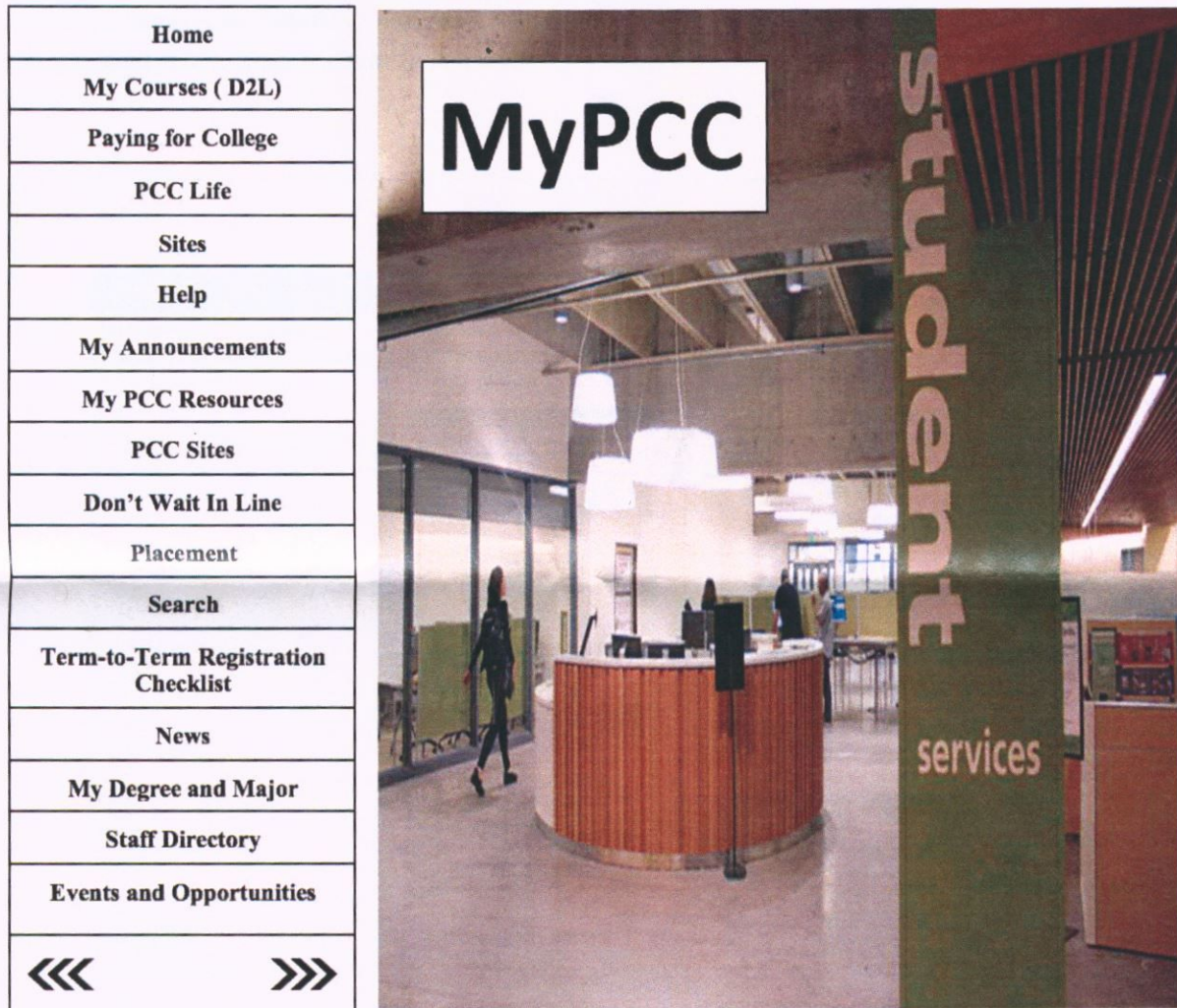


An alternate way of improving the accessibility and look of the “MyPCC” page is described as follows (Please refer to Figure 3 for a visual reference for the complete webpage.) Across the top of the page, along the top row, I notice what seems to be the beginnings of a good way of organizing links into rectangular shaped links. However, as we look about the page, every time we land on it, it is as if many of the links and graphics were just “shotgunned” onto the page (ie: placed upon the page without a great deal of forethought as to how complicated the page would look, as opposed to going with a “Zen-style” less = more perspective.) Our second suggestion would be to assemble and group each of the headings of the areas containing links into one rectangular link (each), as we see across the top of the page, with “Home”, “My Courses”, “Paying for College”, etc.

For example, “My Announcements”, “Quick Links”, “PCC Sites”, “Don’t Wait In Line”, “Placement”, “Term-to-term checklist” (which would become “Term-to-term Registration Checklist”), “News”, “My degree and major”, “Staff Directory”, and “Events and opportunities” would each have their content accessed by using a single rectangular button (such as the “Home” and “My Courses” buttons). The “My Courses” button becomes “My Courses (D2L)”. Specifically, we suggest re-aligning all of the buttons which are currently across the top of the page along the left side of the page, in a column, with the newly created buttons listed above (ie: “My Announcements”, “Quick Links”, “PCC Sites”, etc.) placed as buttons below the newly created buttons column (“Home”, “My Courses”, etc.)

At this point, we would see a complete column along the left side of the page, of all content accessible on the “MyPCC” page. Furthermore, the column of button links could also be programmed to be hidden and unhidden, using a rectangular button link, located underneath all of the other rectangular button links on the left side of the page. The new page would be aligned as follows: (see Figure 2)

(Figure 2:)



Additionally, the newly empty space to the right, of the newly arranged link buttons (see Figure 2) could be used to display an entire page of the content located by clicking each button. This would allow students to work in the whole page space, while having easy access to the left-column link buttons in order to navigate freely around the website, without becoming confused.

A third suggestion is as follows: Student who make a bookmark to "MyPCC" don't see weather warnings /Alerts when they go straight to the "MyPCC" webpage.

There are many nontraditional and foreign students that are not very comfortable with and are new to using college websites. Normally, students bookmark websites on their specific search engine that are useful and often used. This can form a habit of only checking “MyPCC” page instead of the “PCC home” where warnings/alerts are posted. “MyPCC” homepage does not display any announcements of weather alerts as well as the late opening and early closing of the campus due to inclement weather. A better way to inform students of emergency and/or weather events would be to include the announcements on the “MyPCC” webpage, across the top of the website as shown in Figure 3. The warning/alert announcement could be in a color contrasting the blue background for it to be visible and easy to read.

(Figure 3:)

