

Patient Introduction

Location: Orthopedic unit 1555

SBAR report from day shift nurse:

Situation: Mrs. Jacobson is an 85-year-old white female who was admitted last evening after falling and fracturing her hip. X-rays have been taken and show left intertrochanteric hip fracture. Mrs. Jacobson is scheduled for surgery tomorrow.

Background: Mrs. Jacobson has a 10-year history of osteoporosis, and her daughter reports that recently Mrs. Jacobson has been having dizzy spells.

Assessment: Mrs. Jacobson's vital signs are stable. Her pain is under control with morphine every 4 hours, and I medicated her at 1400. Her pain level was 2 after the morphine. The skin is intact; color and sensation around the hip area are within normal limits. A Morse Fall Scale assessment was completed on admission, and her score was 45. Fall precautions were implemented.

Recommendation: You will need to reposition Mrs. Jacobson as she needs to be turned every 2 hours. You should perform a focused musculoskeletal assessment, reinforce safety, and provide patient education on fall risk. Assess her pain level and medicate for pain if needed.



12/00/2021

12:00

es: 85-year-old female with a history of osteoporosis. Lives at home by herself and fell and broke her left hip yesterday evening. She is scheduled for surgery to repair her hip tomorrow morning.

Filter Medication Orders: -- All Medicines --

Search:

Medication Dose/Route	Timing	Frequency	Start/Last Admin	Note	Due At	Actions
docusate calcium (dioctyl calcium sulfosuccinate)  100 mg Oral (PO)	Scheduled	q24h	11/25/2021 14:02		11/26/2021 14:02	Administer
enoxaparin sodium  40 mg Subcutaneous (SC)	Scheduled	q24h	11/25/2021 19:02		11/26/2021 19:02	Administer
Morphine Sulfate 4 mg Intravenous (IV)	PRN	q4h			PRN	Administer

Env. Allergies **00** :

Weight: 104.7 lb

- Patient Info
- Assessment
- ADLs
- Notes
- Plan of Care
- Patient Teaching
- Orders
- MAR
- IO
- Vital Signs**
- Diagnostics
- OT
- PT
- Forms
- FlowSheet

Vital Signs

	11/26/2021 04:02	11/25/2021 20:02	11/25/2021 16:02	11/25/2021 12:17
Blood Pressure	124/80	118/72	132/82	122/80
Heart Rate	82	88	84	80
Respiratory Rate	14	16	18	18
SpO2	98	97	99	99
Oxygen Delivery				
Temperature	98.9 °F	98.2 °F	98.4 °F	98.2 °F
Route	Oral	Oral	Oral	Oral

https://www.lwwdocuare.com/UserAssignment/5136695/simulation/65c2d38d-634c-4aeb-a941-4348005301df/run#vital-signs

MR Y (PRESENTA....pptx) CamScanner 12-03....pdf CamScanner 12-03....pdf clinical 2.pdf Show all

Type here to search

52°F 12:05 PM 12/3/2021

Nursing Diagnosis:

Impaired Physical Mobility

Diagnosis Status:

Resolved

Diagnosis Type:

Actual



Diagnosis Category:

Physiological



Related to:

pain, discomfort and fractured hip

Evidenced by:

- Limited range of motion
- Reduced muscle strength
- Inability to move or transfer

Care

My Classes

ing Diagnosis: Acute Pain


agnosis Status: Resolved

agnosis Type: Actual

is Category: Physiological

Related to: fractured hip


- videnced by:
- Guarding and protective behavior
 - Crying and moaning
 - Social withdrawal
 - States a pain level of 8



lwwdocucare.com/UserAssignment/5136695/simulation/65c2d38d-634c-4aeb-a

uCare


My Classes

Documented At: 11/25/2021 14:02 

Nursing Diagnosis: Risk for Impaired Skin Integrity

Diagnosis Status: Resolved

Diagnosis Type:  Potential 

Diagnosis Category: Physiological 

Related to: physical immobilization

Evidenced by: