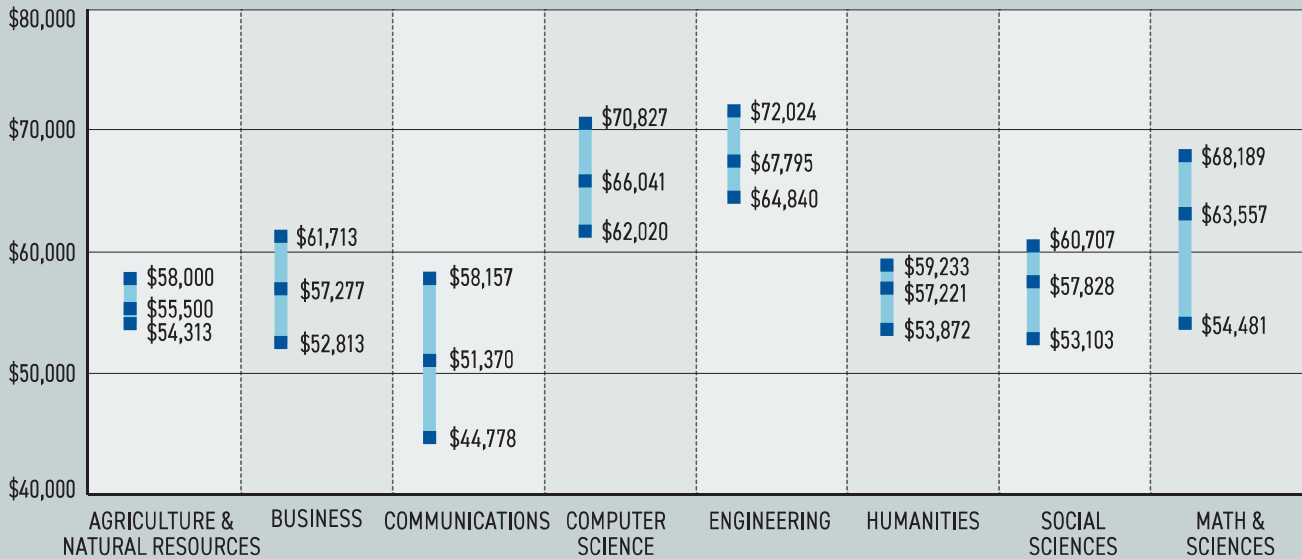


STARTING SALARY BY ACADEMIC MAJOR



BACHELOR'S DEGREES

BACHELOR'S DEGREES / SALARY RANGES BY BROAD CATEGORY




BACHELOR'S DEGREE SALARIES BY MAJOR

ACADEMIC MAJOR	MEAN	25TH PERCENTILE	MEDIAN	75TH PERCENTILE	RESPONSES
AGRICULTURE AND NATURAL RESOURCES MAJORS					
Agricultural Business/Management	\$54,056	\$54,000	\$55,000	\$55,000	9
Conservation/Natural Resources Management	\$57,667	\$55,000	\$57,000	\$61,000	3
Animal Science	\$54,167	\$52,500	\$53,000	\$57,000	3
Food Science	\$57,167	\$55,000	\$56,000	\$60,000	6
Plant Science	\$57,667	\$55,000	\$57,000	\$61,000	3
BUSINESS MAJORS					
Accounting	\$57,511	\$54,000	\$57,250	\$60,000	74
Actuarial Science	\$63,820	\$57,500	\$62,400	\$70,000	15
Business Administration/Management	\$57,133	\$52,500	\$55,500	\$60,000	58
Economics	\$59,480	\$53,500	\$58,448	\$65,000	44
Finance	\$58,464	\$53,500	\$57,750	\$62,500	72
Hospitality Management	\$55,000	\$50,000	\$57,000	\$59,000	11
Human Resources	\$54,295	\$50,460	\$54,000	\$58,723	40
International Business	\$56,778	\$50,000	\$57,000	\$59,000	18
Logistics/Supply Chain	\$57,060	\$53,000	\$58,896	\$62,500	49
Management Information Systems	\$61,697	\$57,250	\$62,350	\$67,600	40
Marketing	\$56,186	\$50,000	\$55,000	\$60,000	47
Sales	\$55,561	\$50,000	\$54,600	\$59,000	35

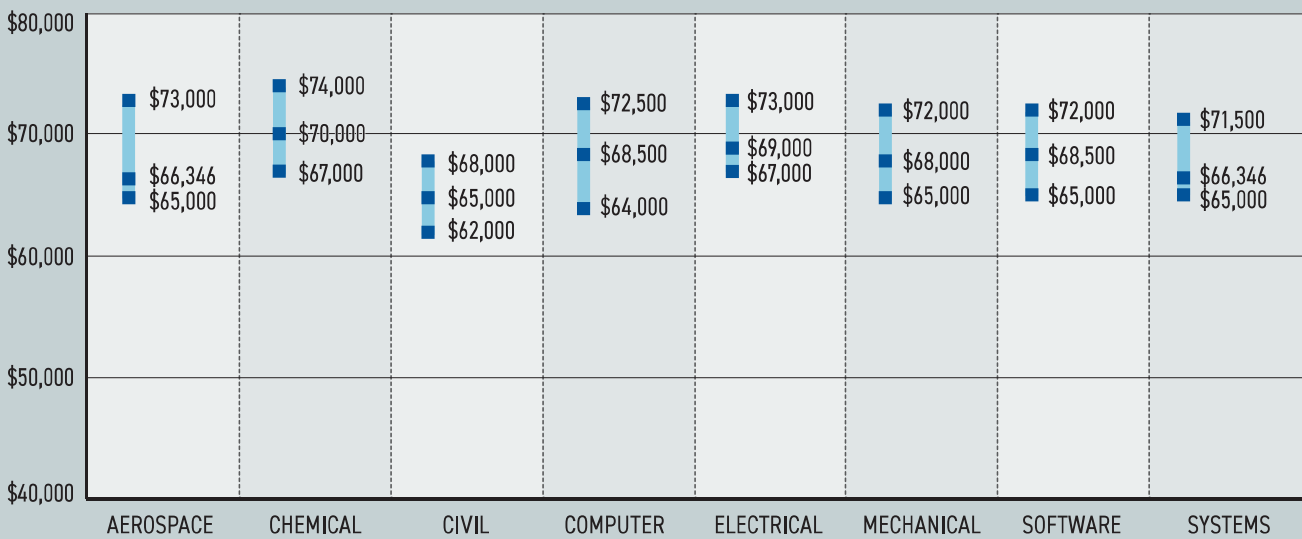
BACHELOR'S DEGREE SALARIES BY MAJOR

ACADEMIC MAJOR	MEAN	25TH PERCENTILE	MEDIAN	75TH PERCENTILE	RESPONSES
COMMUNICATIONS MAJORS					
Advertising	\$52,909	\$45,000	\$54,000	\$59,000	11
Communications	\$51,412	\$45,000	\$50,000	\$57,500	17
Journalism	\$52,333	\$44,000	\$52,500	\$58,500	12
Public Relations	\$51,929	\$45,000	\$50,000	\$58,000	14

BUSINESS MAJORS / SALARY RANGES

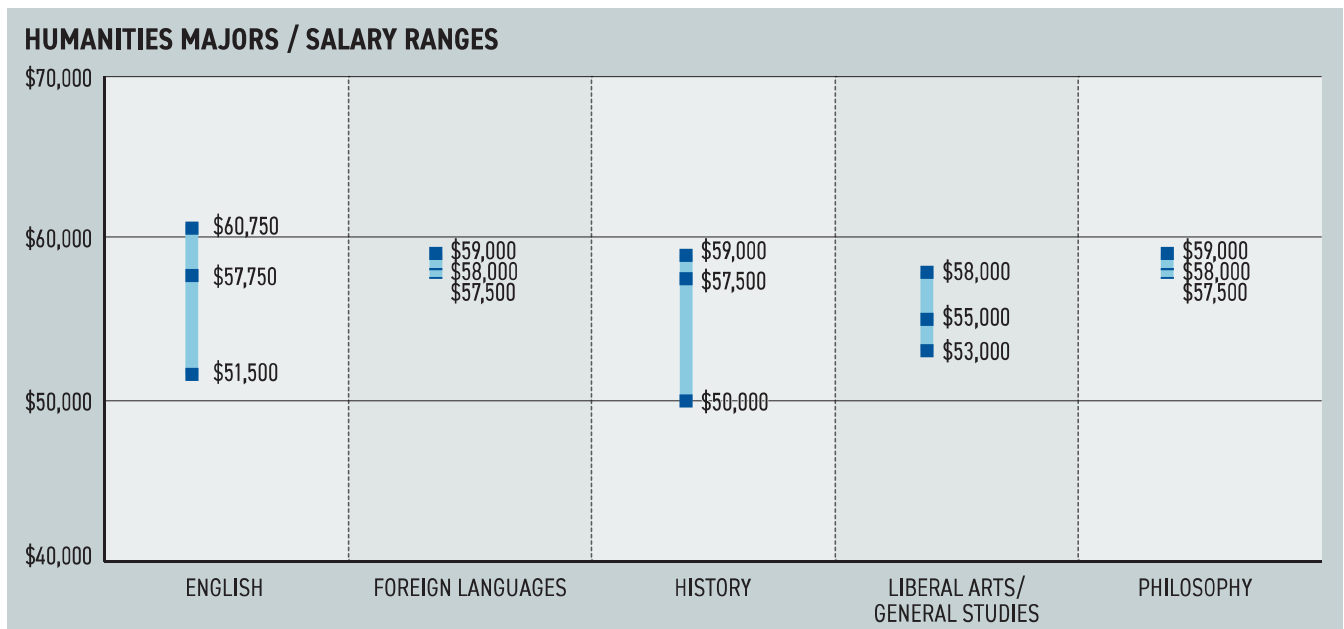


ENGINEERING MAJORS / SALARY RANGES



BACHELOR'S DEGREE SALARIES BY MAJOR



ACADEMIC MAJOR	MEAN	25TH PERCENTILE	MEDIAN	75TH PERCENTILE	RESPONSES
COMPUTER SCIENCES MAJORS					
Computer Science	\$68,103	\$63,000	\$66,673	\$72,000	62
Information Sciences & Systems	\$66,705	\$60,000	\$65,000	\$70,000	49
Software Applications	\$67,691	\$63,000	\$66,346	\$70,000	39
ENGINEERING MAJORS					
Aerospace/Aeronautical Engineering	\$69,507	\$65,000	\$66,346	\$73,000	13
Biomedical Engineering	\$67,675	\$65,000	\$66,000	\$73,000	10
Chemical Engineering	\$72,889	\$67,000	\$70,000	\$74,000	39
Civil Engineering	\$65,977	\$62,000	\$65,000	\$68,000	23
Computer Engineering	\$68,778	\$64,000	\$68,500	\$72,500	41
Electrical Engineering	\$70,635	\$67,000	\$69,000	\$73,000	53
Engineering Technology	\$62,936	\$60,000	\$65,000	\$65,500	21
Environmental Engineering	\$65,894	\$62,000	\$65,000	\$72,000	18
Industrial/Manufacturing Engineering	\$68,619	\$65,000	\$68,000	\$72,000	32
Materials Engineering/Science	\$67,375	\$65,000	\$67,000	\$68,000	18
Mechanical Engineering	\$70,329	\$65,000	\$68,000	\$72,000	59
Nuclear Engineering	\$66,250	\$64,500	\$65,500	\$68,000	4
Petroleum Engineering	\$84,160	\$70,000	\$75,000	\$104,000	5
Software Engineering	\$69,117	\$65,000	\$68,500	\$72,000	35
Systems Engineering	\$68,833	\$65,000	\$66,346	\$71,500	17



BACHELOR'S DEGREE SALARIES BY MAJOR

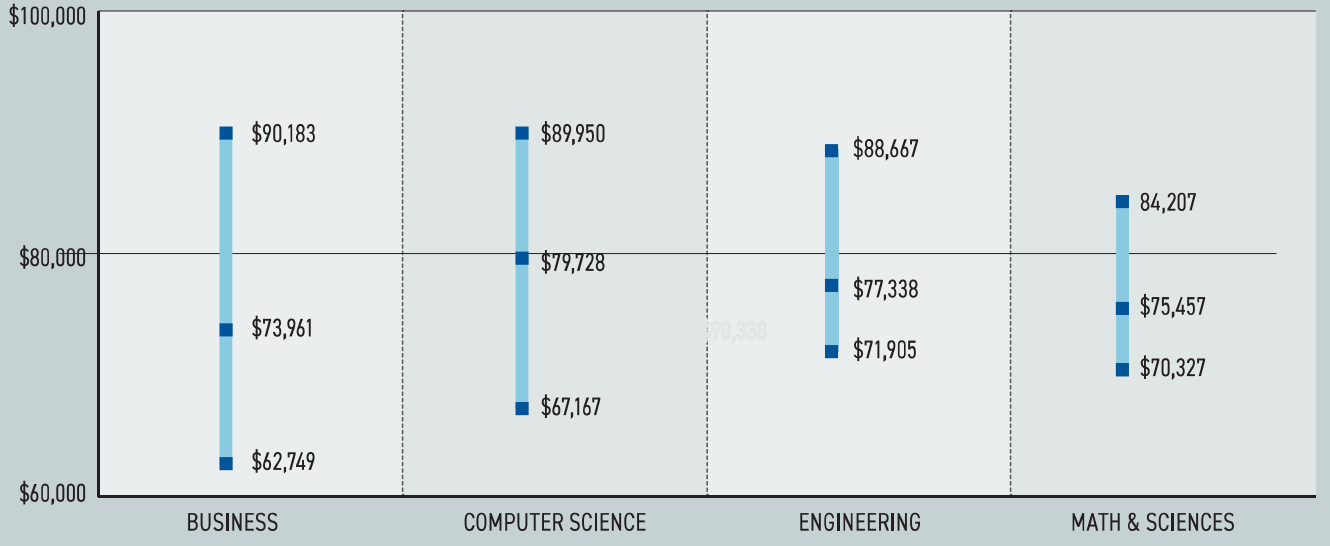
ACADEMIC MAJOR	MEAN	25TH PERCENTILE	MEDIAN	75TH PERCENTILE	RESPONSES
HUMANITIES MAJORS					
Area & Gender Studies	\$57,400	\$57,500	\$58,000	\$59,000	5
English Language & Literature	\$57,250	\$51,500	\$57,750	\$60,750	8
Foreign Language & Literature	\$57,400	\$57,500	\$58,000	\$59,000	5
History	\$55,714	\$50,000	\$57,500	\$59,000	7
Liberal Arts/General Studies	\$55,444	\$53,000	\$55,000	\$58,000	9
Philosophy	\$57,400	\$57,500	\$58,000	\$59,000	5
Visual & Performing Arts	\$57,000	\$53,750	\$57,750	\$60,250	4
SOCIAL SCIENCES MAJORS					
Economics	\$58,565	\$54,000	\$58,000	\$63,000	23
Political Science/International Relations	\$57,200	\$53,000	\$57,750	\$60,000	10
Psychology	\$57,000	\$53,500	\$57,750	\$59,500	12
Sociology	\$55,813	\$52,000	\$57,750	\$58,500	8
Social Work	\$54,900	\$50,000	\$57,500	\$58,000	5
MATHEMATICS AND SCIENCES MAJORS					
Mathematics/Statistics	\$62,823	\$55,000	\$64,000	\$68,000	22
Biology/Biological Sciences	\$61,333	\$50,000	\$64,000	\$68,000	6
Construction Science	\$62,136	\$55,000	\$64,000	\$68,000	10
Chemistry	\$57,429	\$50,000	\$58,000	\$63,000	7
Environmental Science	\$61,667	\$55,000	\$64,500	\$68,000	6
Geology/Geological Sciences	\$62,250	\$56,500	\$65,500	\$68,000	4
Physics	\$66,718	\$59,557	\$65,000	\$75,750	6





MASTER'S DEGREES

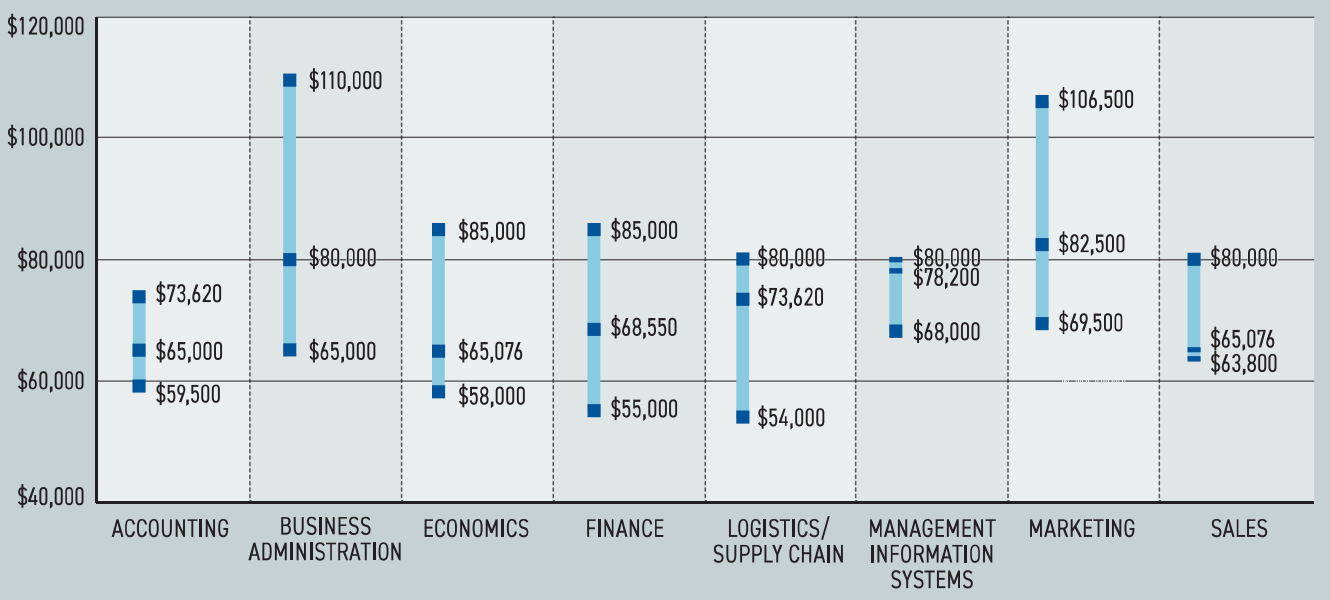
MASTER'S DEGREES / SALARY RANGES BY BROAD CATEGORY



MASTER'S DEGREE SALARIES BY MAJOR

ACADEMIC MAJOR	MEAN	25TH PERCENTILE	MEDIAN	75TH PERCENTILE	RESPONSES
BUSINESS MAJORS					
Accounting	\$69,605	\$59,500	\$65,000	\$73,620	25
Actuarial Science	\$90,000	\$80,000	\$80,000	\$110,000	3
Business Administration/Management	\$84,580	\$65,000	\$80,000	\$110,000	31
Economics	\$75,052	\$58,000	\$65,076	\$85,000	11

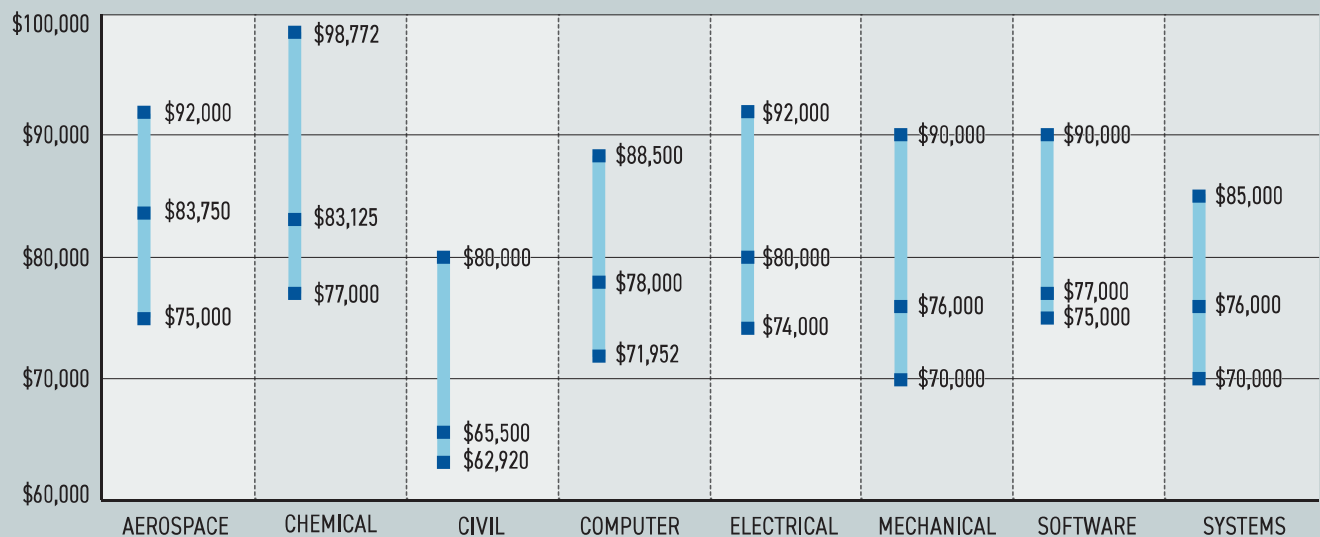
BUSINESS MAJORS / SALARY RANGES



MASTER'S DEGREE SALARIES BY MAJOR

ACADEMIC MAJOR	MEAN	25TH PERCENTILE	MEDIAN	75TH PERCENTILE	RESPONSES
Finance	\$74,201	\$55,000	\$68,550	\$85,000	19
Hospitality Management	\$78,333	\$45,000	\$80,000	\$110,000	3
Human Resources	\$75,792	\$68,775	\$77,500	\$85,000	16
International Business	\$88,333	\$75,000	\$80,000	\$110,000	3
Logistics/Supply Chain	\$72,338	\$54,000	\$73,620	\$80,000	11
Management Information Systems	\$76,106	\$68,000	\$78,200	\$80,000	17
Marketing	\$85,633	\$69,500	\$82,500	\$106,500	12
Sales	\$73,775	\$63,800	\$65,076	\$80,000	5
COMPUTER SCIENCES MAJORS					
Computer Science	\$82,275	\$70,000	\$79,500	\$92,000	26
Information Sciences & Systems	\$81,895	\$65,000	\$80,000	\$95,000	19
Software Applications	\$79,519	\$65,000	\$79,780	\$80,000	15
ENGINEERING MAJORS					
Aerospace/Aeronautical Engineering	\$87,393	\$75,000	\$83,750	\$92,000	7
Biomedical Engineering	\$81,393	\$68,000	\$80,000	\$92,000	7
Chemical Engineering	\$89,793	\$77,000	\$83,125	\$98,772	10
Civil Engineering	\$76,987	\$62,920	\$65,500	\$80,000	6
Computer Engineering	\$82,133	\$71,952	\$78,000	\$88,500	20
Electrical Engineering	\$82,270	\$74,000	\$80,000	\$92,000	19
Engineering Technology	\$78,433	\$65,000	\$67,500	\$80,000	6
Environmental Engineering	\$80,820	\$66,000	\$70,000	\$80,000	5
Industrial/Manufacturing Engineering	\$79,300	\$70,000	\$75,000	\$82,500	11

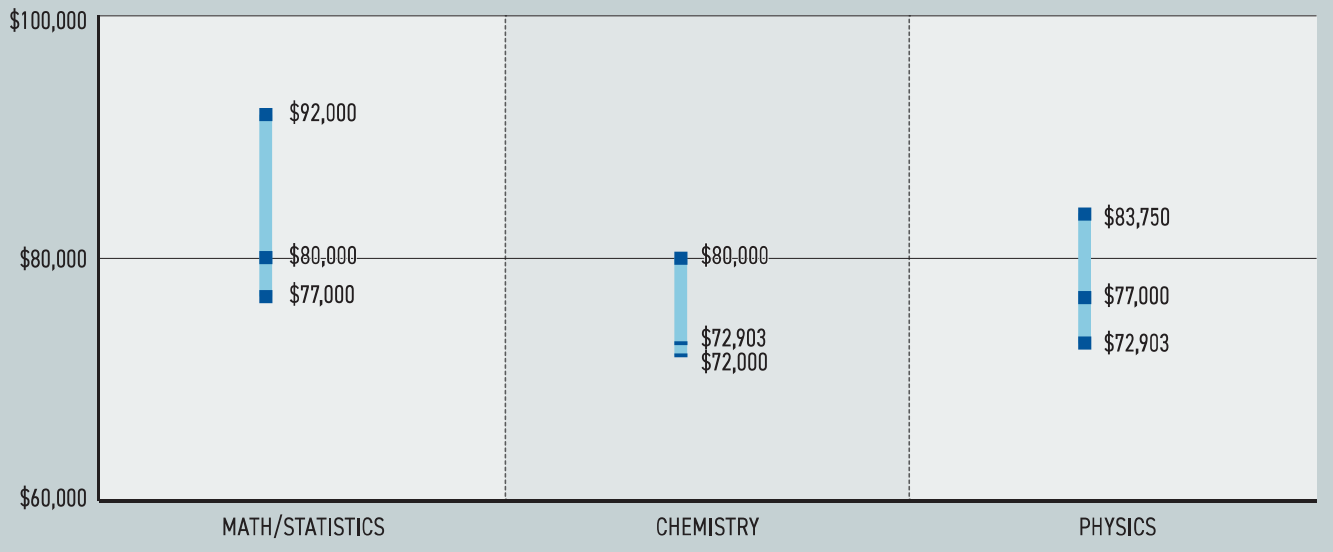
ENGINEERING MAJORS / SALARY RANGES



MASTER'S DEGREE SALARIES BY MAJOR

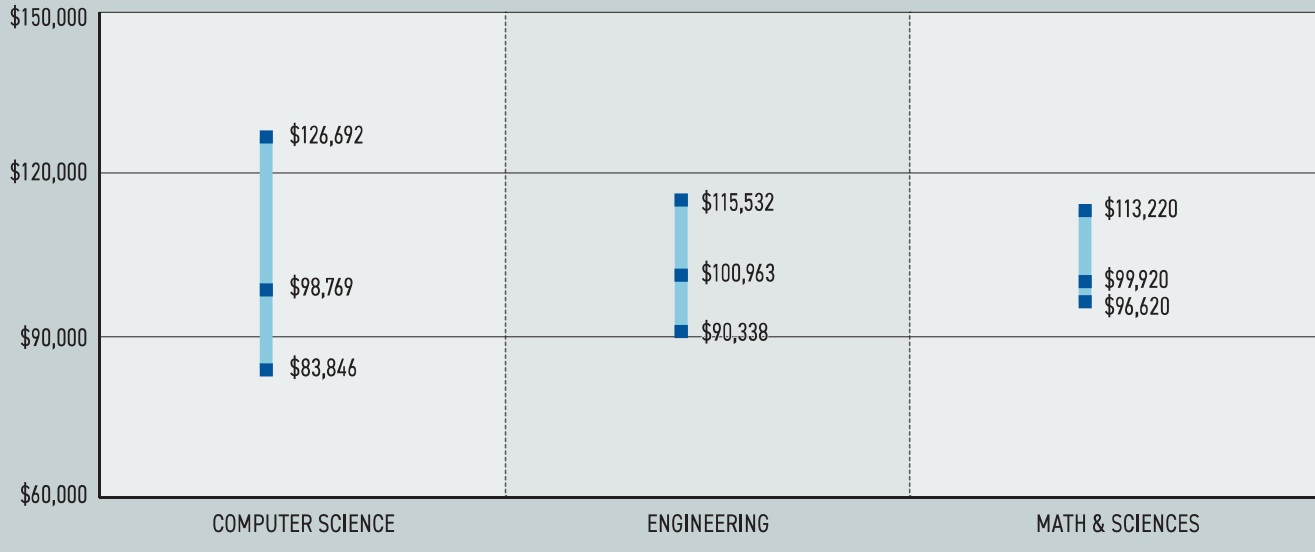
ACADEMIC MAJOR	MEAN	25TH PERCENTILE	MEDIAN	75TH PERCENTILE	RESPONSES
Materials Engineering/Science	\$85,708	\$75,000	\$79,750	\$83,750	6
Mechanical Engineering	\$82,107	\$70,000	\$76,000	\$90,000	18
Software Engineering	\$81,809	\$75,000	\$77,000	\$90,000	17
Systems Engineering	\$82,073	\$70,000	\$76,000	\$85,000	9
SOCIAL SCIENCES MAJORS					
Economics	\$64,833	\$57,000	\$62,500	\$75,000	3
MATHEMATICS AND SCIENCES MAJORS					
Mathematics/Statistics	\$84,100	\$77,000	\$80,000	\$92,000	9
Biology/Biological Sciences	\$67,333	\$50,000	\$72,000	\$80,000	3
Chemistry	\$71,481	\$72,000	\$72,903	\$80,000	5
Physics	\$75,131	\$72,903	\$77,000	\$83,750	5

MATH & SCIENCES MAJORS / SALARY RANGES



DOCTORAL DEGREES

DOCTORAL DEGREES / SALARY RANGES BY BROAD CATEGORY



DOCTORAL DEGREE SALARIES BY MAJOR

ACADEMIC MAJOR	MEAN	25TH PERCENTILE	MEDIAN	75TH PERCENTILE	RESPONSES
COMPUTER SCIENCES MAJORS					
Computer Science	\$103,833	\$90,000	\$102,000	\$130,000	6
Information Sciences & Systems	\$92,750	\$70,000	\$93,000	\$115,500	4
Software Applications	\$108,333	\$90,000	\$100,000	\$135,000	3
ENGINEERING MAJORS					
Biomedical Engineering	\$84,667	\$50,000	\$100,000	\$104,000	3
Chemical Engineering	\$107,000	\$92,000	\$104,000	\$125,000	3
Computer Engineering	\$105,000	\$95,000	\$102,000	\$125,000	6
Electrical Engineering	\$103,200	\$95,000	\$100,000	\$104,000	5
Materials Engineering/Science	\$97,833	\$92,000	\$97,500	\$104,000	3
Mechanical Engineering	\$104,500	\$92,000	\$102,000	\$125,000	6
Software Engineering	\$113,000	\$100,000	\$104,000	\$135,000	3
MATHEMATICS AND SCIENCES MAJORS					
Mathematics/Statistics	\$102,000	\$95,000	\$100,000	\$125,000	5